

Grade one

Fun with English

Student Name:

Class: 1/

By: Fatema Alsaqer
H.O.D: Sara Aldousari

Unit 6: (Going to school)

1st grade – 2nd semester

New vocabulary:

girl



art



class



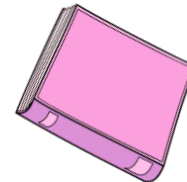
paint



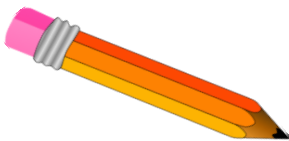
come on




book



pencil



ruler



bag



eraser



11

13

12

14

15

purple

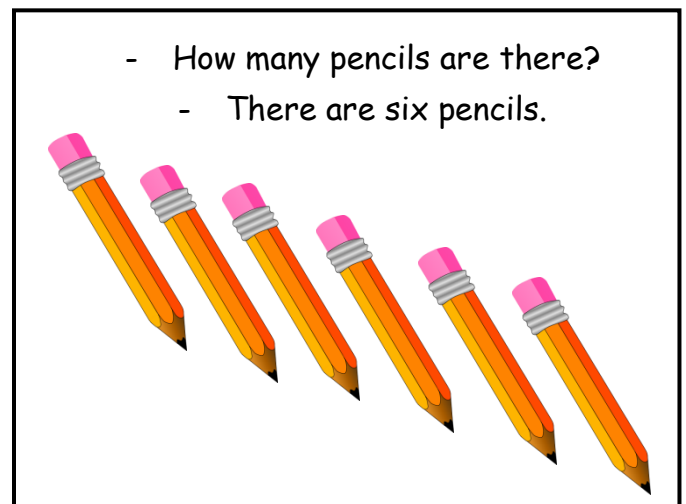

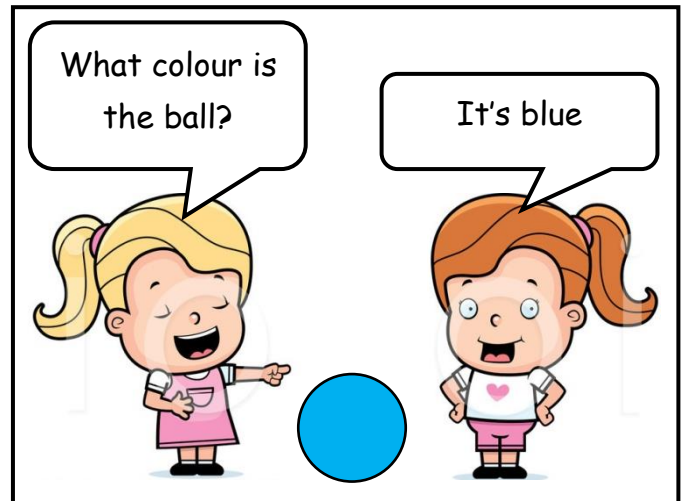


friend



Unit 6: (Going to school)

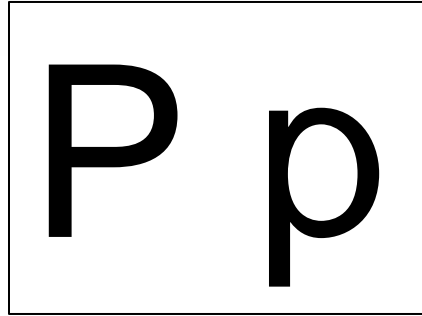
Structures

1st grade – 2nd semester

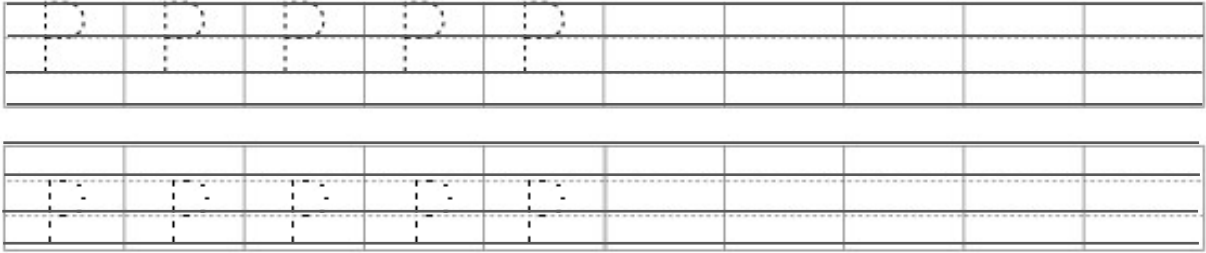


Unit 6: (Going to school)


1st grade – 2nd semester



Trace the letter:



Colour the pictures that start with the letter P:



Write the letter between the lines:

P

P

P

P

Handwriting practice lines for uppercase letter P. Each letter is followed by a set of four horizontal lines (top, middle, bottom, and descender) for writing practice.

p

p

p

p

Handwriting practice lines for lowercase letter p. Each letter is followed by a set of four horizontal lines (top, middle, bottom, and descender) for writing practice.

Unit 6: (Going to school)

1st grade – 2nd semester



Numbers Worksheet

I can write my numbers



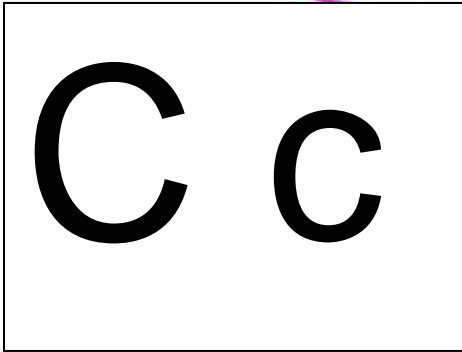
11	11						
12	12						
13	13						
14	14						
15	15						

Count and write the numbers:

 <input type="text"/>	 <input type="text"/>
 <input type="text"/>	 <input type="text"/>

Unit 6: (Going to school)

1st grade – 2nd semester



Copy and trace the letter:

C	C	C	C	C																
c	c	c	c	c																

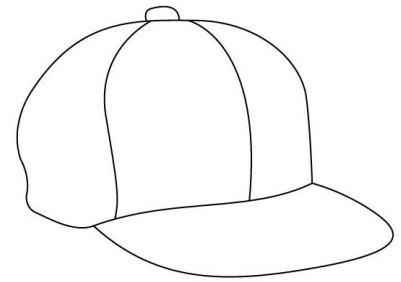
Fill in the missing initial letter:



__ake



__ow



__ap

Write the letter between the lines:

C

C

C

C

C

C

C

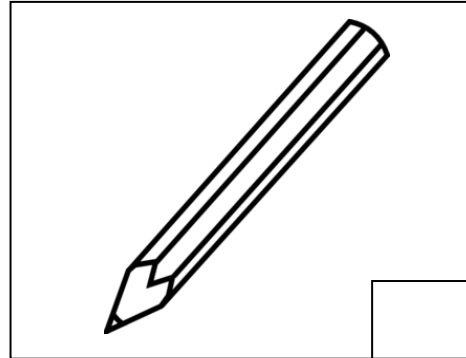
C

Unit 6: (Going to school)


1st grade – 2nd semester

Listen to simple sentence and tick the correct pictures:

1



2



Listen and circle the correct (letters/ numbers/ words):

1

11 – 13 – 15

2

art – bag – sat

Unit 6: (Going to school)

Circle the odd one out:

1

cat - hat - pot

2

hot - bat - not

Match phrases to pictures:

1- It's a bag.



2- She is painting.



Unit 6: (Going to school)

Copy the following words:

cat

cat

cat



pan

pan

pan




Fill in the missing letter:



_ ook



pain_



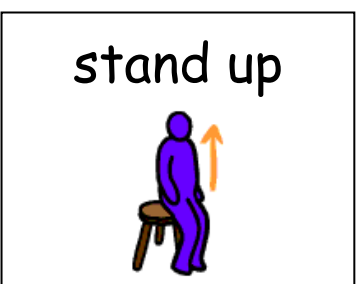
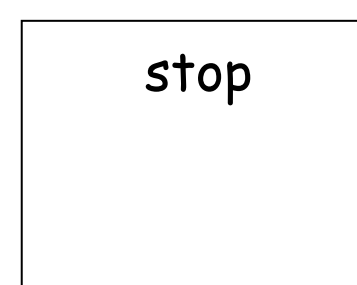






b_g

Unit 7: (Let's do it)

1st grade – 2nd semester

New vocabulary:



Unit 7: (Let's do it)

Structures

1st grade – 2nd semester

Run.



Don't run.




What's she doing?

She's running.




Is it a cat?

Yes, it is.



Is it a cat?

No, it isn't.



I can see four girls.




Unit 7: (Let's do it)

J j

Copy and trace the letter:

J	J	J	J	J										
j	j	j	j	j										

Match the word to the right picture and colour them.



JEWELRY


JAM

JOKER

JEEP

JUG

JAGUAR



Unit 7: (Let's do it)

1st grade – 2nd semester

Write the letter between the lines:

J

J

J

J

j

j

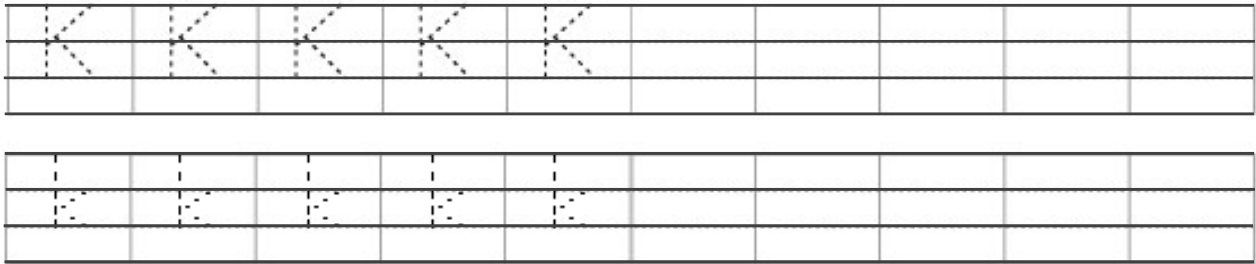
j

j

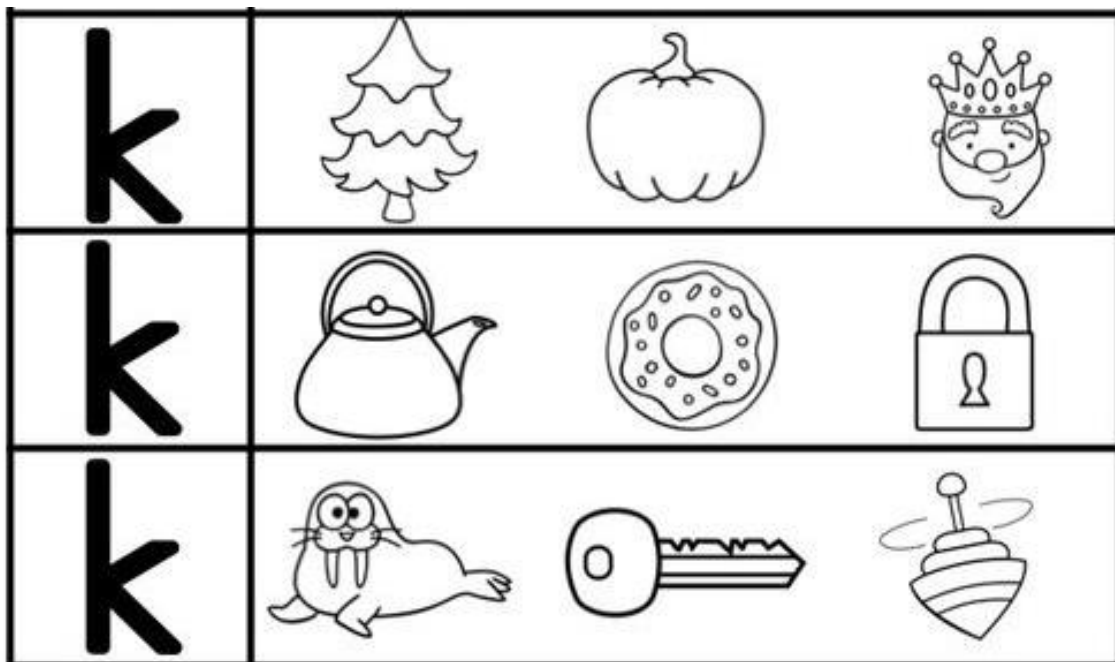
Unit 7: (Let's do it)

K k

Copy and trace the letter:



For each row colour the picture to match the beginning letter:



Unit 7: (Let's do it)

1st grade – 2nd semester

Write the letter between the lines:

K

K

K

K

k

k

k

k


Unit 7: (Let's do it)

W w

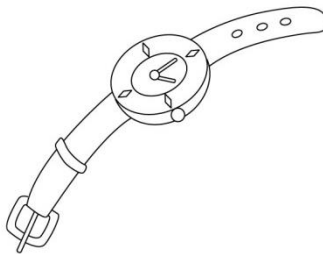
Copy and trace the letter:

W	W	W	W	W															
w	w	w	w	w															


Fill in the missing initial letter:



__olf



__atch



__indow

Unit 7: (Let's do it)

1st grade – 2nd semester

Write the letter between the lines:

W

W

W

W

W

W



W

W

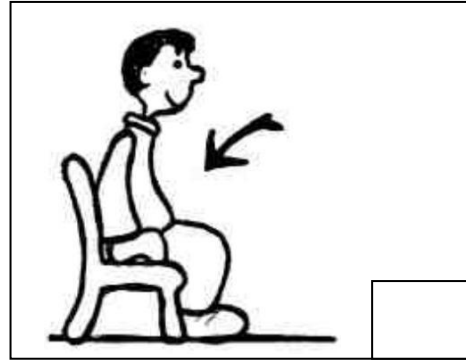
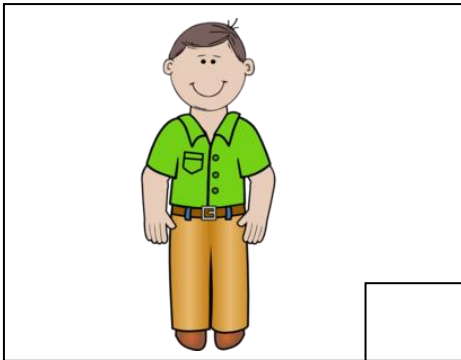
Unit 7: (Let's do it)

Listen to simple sentence and tick the correct pictures:

1



2



Listen and circle the correct (letters/ numbers/ words):

1

j - k - w

2

boy - hop - stop

Unit 7: (Let's do it)

Circle the odd one out:

1

dad - hop - hot

2

toy - boy - sad

Match phrases to pictures:

1- He walks.



2- I jump.



Unit 7: (Let's do it)


Copy the following words:

stop stop stop

hop hop hop




Fill in the missing letter:



b_ y



kic_



_alk

Unit 8: (On the farm)


1st grade – 2nd semester

New vocabulary:


bird




cow



sheep




goat




cat




mouse



mice



duck



hen



dog



16

18

17

19

20


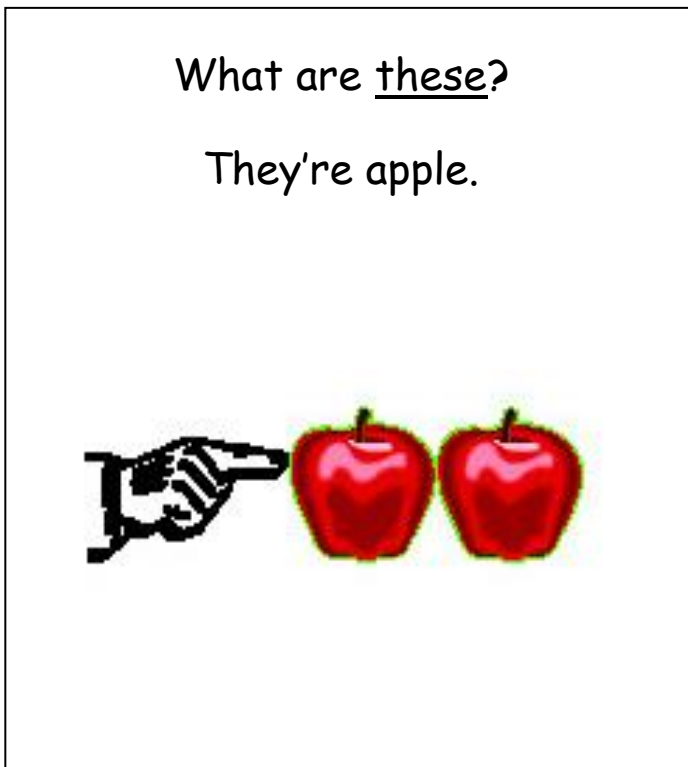
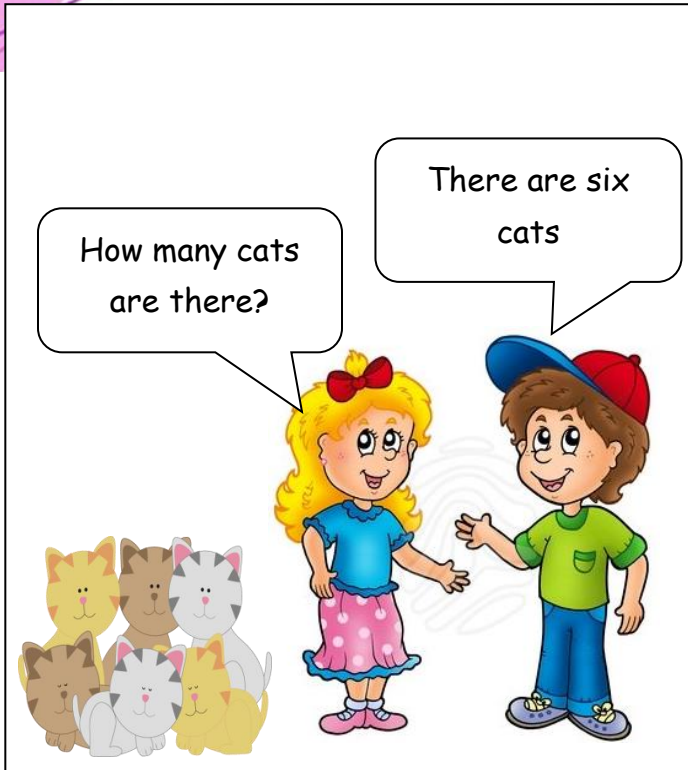
falcon



Unit 8: (On the farm)

Structure:

1st grade – 2nd semester



Unit 8: (On the farm)

1st grade – 2nd semester

Yy

Copy and trace the letter:

Y	Y	Y	Y	Y																
y	y	y	y	y																

Find the y sounds and trace over them carefully:

y i d y b k
o g u c y
m y q y t l

Unit 8: (On the farm)

1st grade – 2nd semester

Write the letter between the lines:

Y

Y

Y

Y

y

y

y

y

Unit 8: (On the farm)

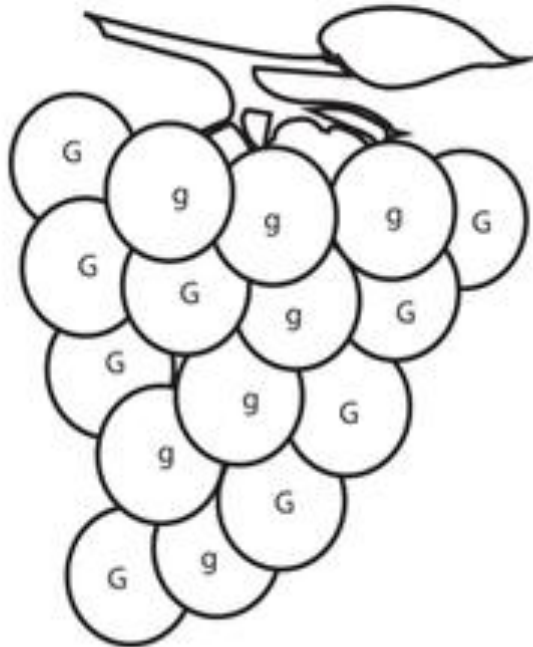
1st grade – 2nd semester

G g

Copy and trace the letter:

G	G	G	G	G																
g	g	g	g	g																

Colour each capital G purple and each lower case g red:



How many grapes are on the vine? _____

Unit 8: (On the farm)

1st grade – 2nd semester

Write the letter between the lines:

G

G

G

G

g

g

g

g

Unit 8: (On the farm)



Tracing and writing number 16 to 20

	16	16	16	16	16
	≡≡≡	≡≡≡	≡≡≡	≡≡≡	≡≡≡
	17	17	17	17	17
	≡≡≡	≡≡≡	≡≡≡	≡≡≡	≡≡≡
	18	18	18	18	18
	≡≡≡	≡≡≡	≡≡≡	≡≡≡	≡≡≡
	19	19	19	19	19
	≡≡≡	≡≡≡	≡≡≡	≡≡≡	≡≡≡
	20	20	20	20	20
	≡≡≡	≡≡≡	≡≡≡	≡≡≡	≡≡≡



Unit 8: (On the farm)

Listen to simple sentence and tick the correct pictures:

1



2



Listen and circle the correct (letters/ numbers/ words):

1

g - y - h

2

17 - 18 - 19

Unit 8: (On the farm)

Circle the odd one out:

1

hen - has - ten

2


dog - mat - dot

Match phrases to pictures:

1- It's a hen.



2- It's a cat.



Unit 8: (On the farm)

Copy the following words:

COW

COW

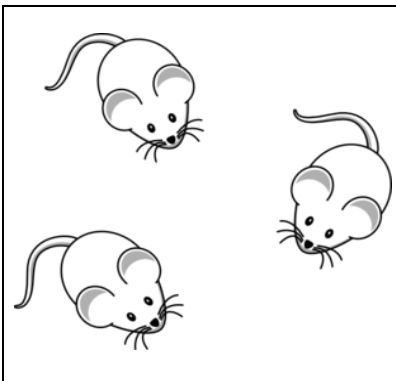
COW

dog


dog

dog


Fill in the missing letter:



_ ice



duc_



h_n

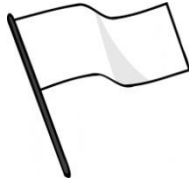
Unit 9: (Learn about Kuwait)

New vocabulary:

country



flag



boat



dhow



swim



water



box



under



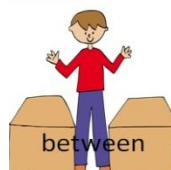
in front of



behind



between





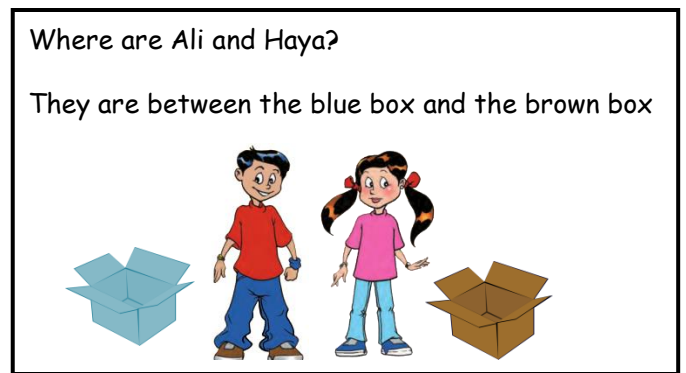
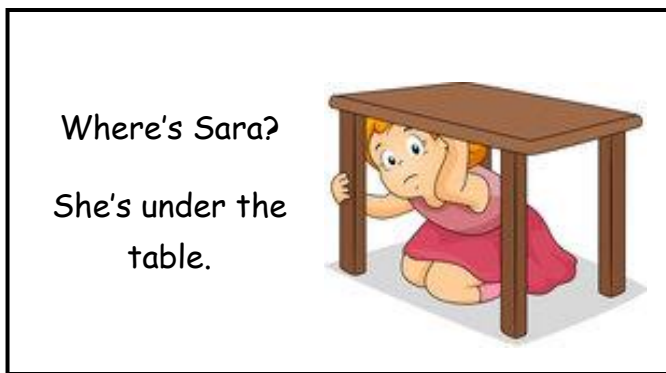



Kuwait



Unit 9: (Learn about Kuwait)

Structures

1st grade – 2nd semester




Unit 9: (Learn about Kuwait)

I i

Copy and trace the letter:

I	I	I	I	I															
i	i	i	i	i															

Colour the pictures that begin with the letter I:



Unit 9: (Learn about Kuwait)

Write the letter between the lines:

1st grade – 2nd semester

I

I

I

I

Handwriting practice lines for the uppercase letter 'I'. Each letter is followed by a set of four horizontal lines (top, middle, bottom, and descender) for writing practice.

i

i

i

i

Handwriting practice lines for the lowercase letter 'i'. Each letter is followed by a set of four horizontal lines (top, middle, bottom, and descender) for writing practice.

Unit 9: (Learn about Kuwait)


1st grade – 2nd semester

U u

Copy and trace the letter:

U	U	U	U	U						
u	u	u	u	u						

Colour each capital U yellow and each lower case u pink:



How many umbrellas are there? _____

Unit 9: (Learn about Kuwait)

1st grade – 2nd semester

Write the letter between the lines:

U

U

U

U

Handwriting practice lines for uppercase letter U. Each letter is followed by three sets of three horizontal lines for writing practice.

u

u

u

u



Handwriting practice lines for lowercase letter u. Each letter is followed by three sets of three horizontal lines for writing practice.

Unit 9: (Learn about Kuwait)

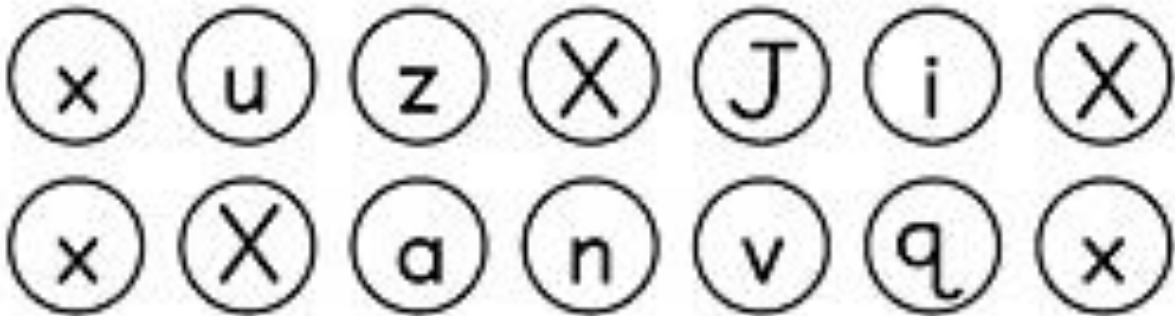
1st grade – 2nd semester



Copy and trace the letter:



Colour the uppercase and lowercase letter Xx:



Unit 9: (Learn about Kuwait)

1st grade – 2nd semester

Write the letter between the lines:

X

X

X

X

Handwriting practice lines for the letter 'X'. Each row consists of four horizontal lines, with the letter 'X' positioned above the top line of each row.

X

X

X

X

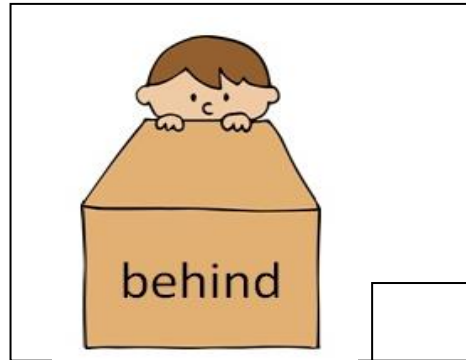
Handwriting practice lines for the letter 'X'. Each row consists of four horizontal lines, with the letter 'X' positioned above the top line of each row.

Unit 9: (Learn about Kuwait)


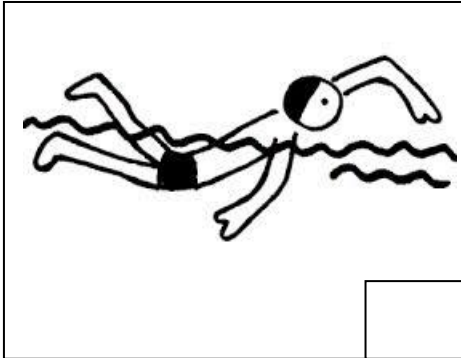
1st grade – 2nd semester

Listen to simple sentence and tick the correct pictures:

1



2



Listen and circle the correct (letters/ numbers/ words):

1

x - u - i

2

flag - in - box

Unit 9: (Learn about Kuwait)

Circle the odd one out:

1

bat - box - fox

2


dog - log - fan

Match phrases to pictures:

1- It's a flag



2- It's a boat.



Unit 9: (Learn about Kuwait)

Copy the following words:

box

box

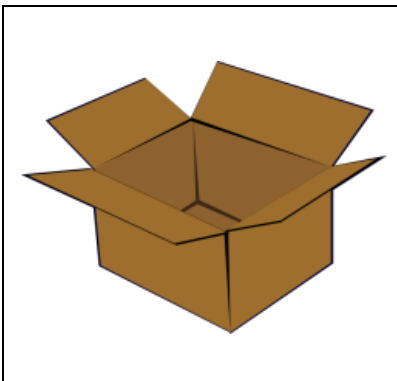
box

swim

swim

swim


Fill in the missing letter:



bo_



_nder



beh_nd

Unit 10: (Let's play)

New vocabulary:

zoo



van



queen



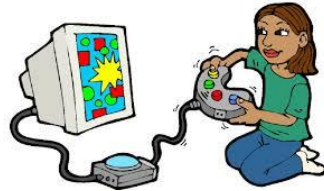
game



take a photo



play a game



throw



know

Structures

A: Is she coming?

B: Yes, she is.

A: Is he coming?

B: No, he isn't.

A: Are you coming?

B: Yes, I am.

A: Are you coming?

B: No, I'm not.

A: Does she want an ice cream?

B: Yes, she does.

A: Does she want an ice cream?

B: No, she doesn't.

Funni likes chocolates

Funni doesn't like eggs

Unit 10: (Let's play)

Z z

Copy and trace the letter:

/	/	/	/	/																
/	/	/	/	/																

Connect the letter z to help the zebra find her baby:

z

Unit 10: (Let's play)

1st grade – 2nd semester

Write the letter between the lines:

Z

Z

Z

Z

Z

Z

Z



Z

Unit 10: (Let's play)

1st grade – 2nd semester

Q q

Copy and trace the letter:



Unit 10: (Let's play)

1st grade – 2nd semester

Write the letter between the lines:

Q

Q

Q

Q

q

q

q

q

Unit 10: (Let's play)

1st grade – 2nd semester

V v

Copy and trace the letter:

V	V	V	V	V										
V	V	V	V	V										

Find your way through the maze by connecting the letter V:

Start	V	R	V	V	V
C	V	H	V	D	V
F	V	V	V	N	V
H	I	K	I	R	V
V	V	V	V	V	V
V	F	G	E	Q	W
V	V	V	V	V	

Unit 10: (Let's play)

1st grade – 2nd semester

Write the letter between the lines:

V

V

V

V

V

V


V

V

Unit 10: (Let's play)

Listen to simple sentence and tick the correct pictures:

1



2



Listen and circle the correct (letters/ numbers/ words):

1

v - q - z

2

zoo - van - game

Unit 10: (Let's play)

Circle the odd one out:

1

hot - too - zoo

2

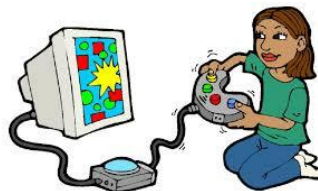
van - leg - man

Match phrases to pictures:

1- Take a photo.



2- Throw a ball.




Unit 10: (Let's play)

Copy the following words:


throw throw throw

know know know

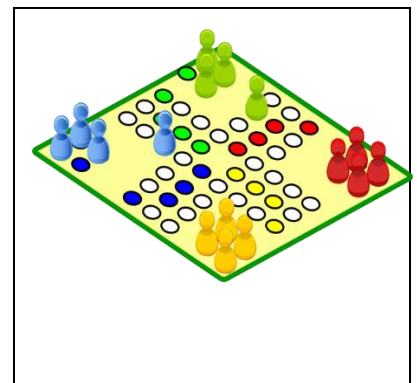
Fill in the missing letter:



_oo



v_n



_ame