

تم تحميل هذا الملف من موقع ملفات الكويت التعليمية



[com.kwedufiles.www//:https](https://www.kwedufiles.com)

\*للحصول على أوراق عمل لجميع الصفوف وجميع المواد اضغط هنا

\* للحصول على أوراق عمل لجميع مواد الصف الأول اضغط هنا

<https://kwedufiles.com/1>

\* للحصول على جميع أوراق الصف الأول في مادة لغة انكليزية ولجميع الفصول, اضغط هنا

<https://kwedufiles.com/1english>

\* للحصول على أوراق عمل لجميع مواد الصف الأول في مادة لغة انكليزية الخاصة بـ الفصل الأول اضغط هنا

<https://www.kwedufiles.com/1english1>

\* لتحميل كتب جميع المواد في جميع الفصول للـ الصف الأول اضغط هنا

<https://www.kwedufiles.com/grade1>

\* لتحميل جميع ملفات المدرس سالي اضغط هنا

[bot\\_kwlinks/me.t//:https](https://t.me/bot_kwlinks)

للحصول على جميع روابط الصفوف على تلغرام وفيسبوك من قنوات وصفحات: اضغط هنا

الروابط التالية هي روابط الصف الأول على مواقع التواصل الاجتماعي

مجموعة الفيسبوك

صفحة الفيسبوك

مجموعة التلغرام

بوت التلغرام

قناة التلغرام

رياضيات على التلغرام



**State of Kuwait**

**Hawally Educational Area**

**Hisham Bin Omayah school**

**Grade 1 worksheets  
(First term)**

**مذكرة الصف الأول (الفصل الدراسي الأول)  
2019-2020**

**Done by**

**Sally Helmy Saleh**

**Principal**

**Muneera Al Hamdan**

**H.O.D**

**Sarah Al Mahmeed**

Grade one first term

Unit 1	Unit 2	Unit 3	
hello	مرحبا	hand يد	camera كاميرا
hi	مرحبا	head رأس	family عائلة
school	مدرسة	arm ذراع	mother أم
Muslim	مسلم	leg رجل	father أب
teacher	أبلة	foot قدم	brother أخ
yes	نعم	toe أصبع القدم	Quran قرآن
no	لا	ear أذن	pray يصلي
goodbye	مع السلامة	nose أنف	house منزل
apple	تفاحة	mouth فم	read يقرأ
		eye عين	mosque مسجد
		face وجه	go يذهب
			ball كرة
Unit 4	Unit 4	Unit 5	
chair كرسي	blue ازرق	egg بيض	
table طاولة	grey رمادي	sandwich سندوتش	
computer كمبيوتر	yellow اصفر	orange برتقالة	
desk مكتب	black أسود	pizza بيتزا	
sofa كنفة	red احمر	ice cream ايس كريم	
cook يطبخ	white ابيض	honey عسل	
eat يأكل	nice جميل	date تمر	
drink يشرب		burger برجر	
garden حديقة		chocolate شيكولاته	
fridge ثلاجة		banana موزه	
kitchen مطبخ		on فوق	
bed سرير			
bedroom غرفة النوم			
wall حائط			
green اخضر			
pink وردي			

# Unit 1

## Numbers from 1 :5



Trace and copy the following numbers:- انسخ

Tracing practice for numbers 1, 2, 3, 4, and 5. Each number is shown five times on a set of three horizontal lines (top, middle, bottom). The numbers are formed by dashed lines, with arrows indicating the starting point and direction of the stroke.






Count and match:-

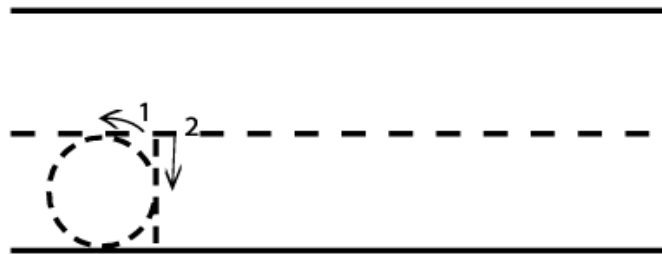
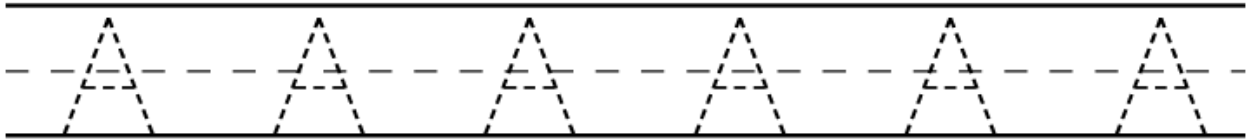
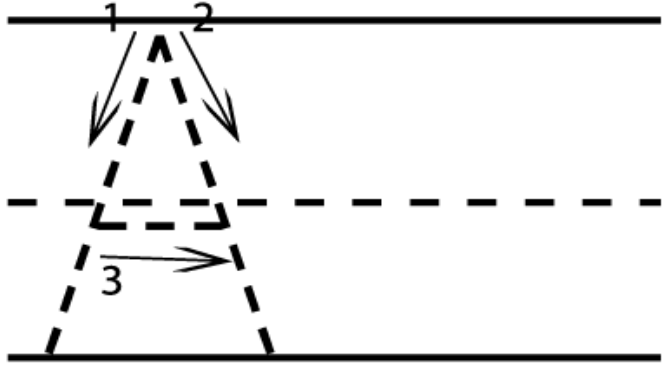
Counting and matching activity. On the left, there are five rows of objects: three red handbags, four green hats, two umbrellas, five pairs of sunglasses, and one yellow lamp. On the right, the numbers 5, 3, 1, 4, and 2 are listed vertically.

# Letter Aa

😊 Words begins with ( Aa ): اكتب حرف a الناقص




😊 Trace and copy the letter (Aa):



# Letter Ss




Words begins with ( Ss ): اكتب حرف الساقص




un



chool



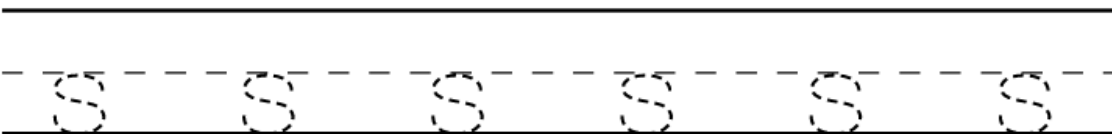
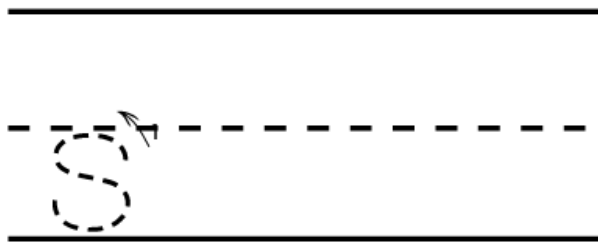
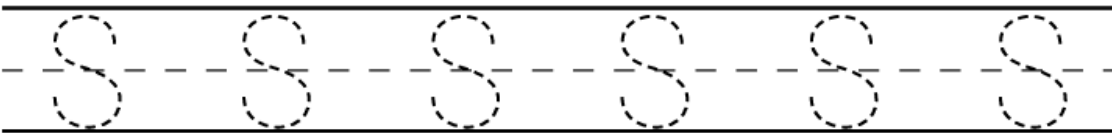
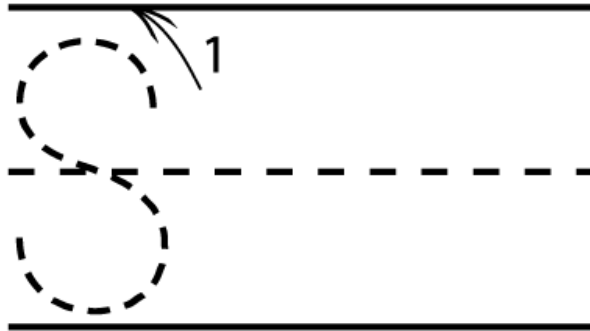
nake



tar



Trace and copy the letter (Ss)





State of Kuwait

Summative Assessment

Ministry of Education

Grade one

Hawalli Educational Area

6

Time allowed: 45minutes

Hisham Bin Omayah p.s.b

نموذج اختبار

2019-2020

## II .Reading

😊 Match upper and lower case letters: (2x1=2Marks) وصل

A

s



2

S

h

a

😊 Circle the correct word: (2x1=2Marks) ضع دائرة ضع دائرة حول  
الكلمة الصحيحة



2

arm

school

ant

head

arm

apple

😊 Match letters to pictures: (2x1=2Marks) وصل

a



2

S





State of Kuwait

Summative Assessment

Ministry of Education

Grade one

Hawalli Educational Area

4

Time allowed: 45minutes

Hisham Bin Omayah p.s.b

نموذج اختبار


2019-2020

## II .Writing



Copy the letters/numbers:- ( 2x1=2Marks)

2


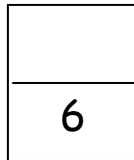


Write the intial missing letter in words: - ( 2x1=2Marks)

اكتب الحرف الناقص



\_ un



\_ nt


2



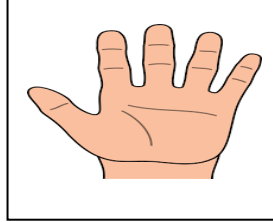
# Unit 2

## Letter H h

😊 Words begins with ( H h ) : اكتب حرف h الناقص




at



and

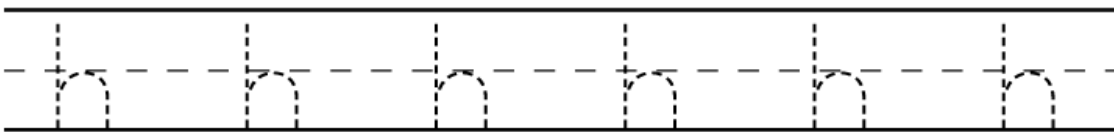
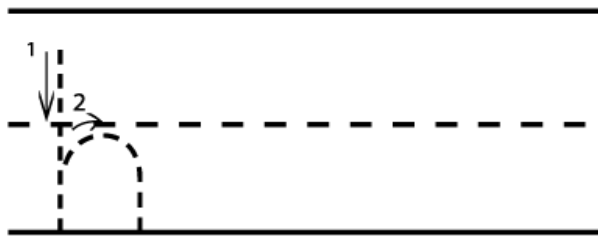
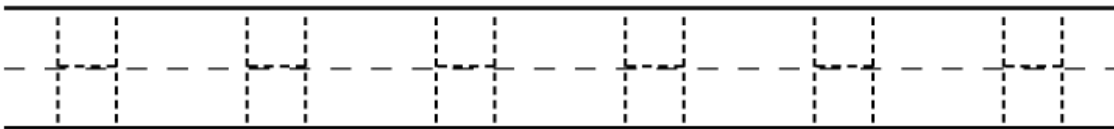
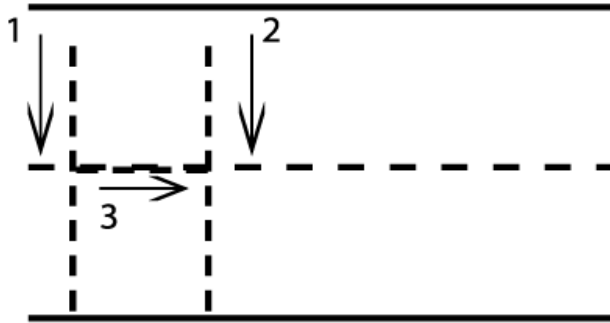
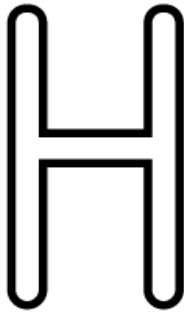


head



horse

😊 Trace and copy the letter (H h):




# Letter L I




Words begins with ( L I ) اكتب حرف | الناقص



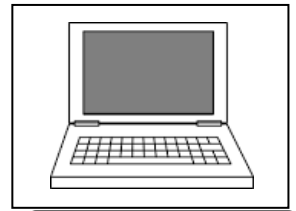
eg



emon



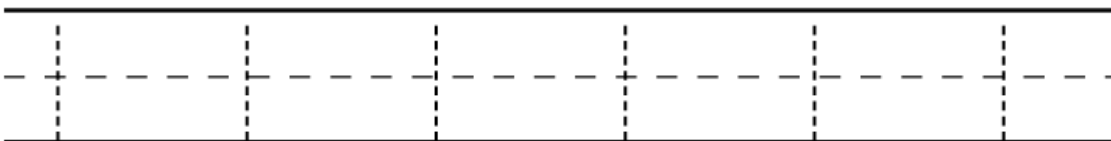
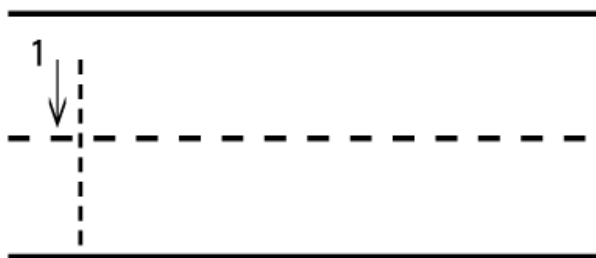
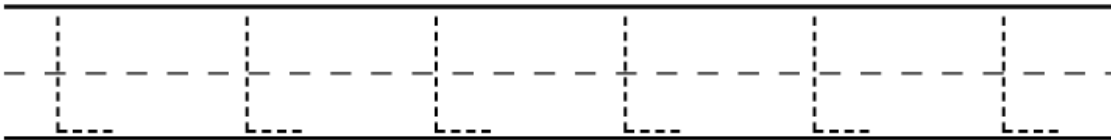
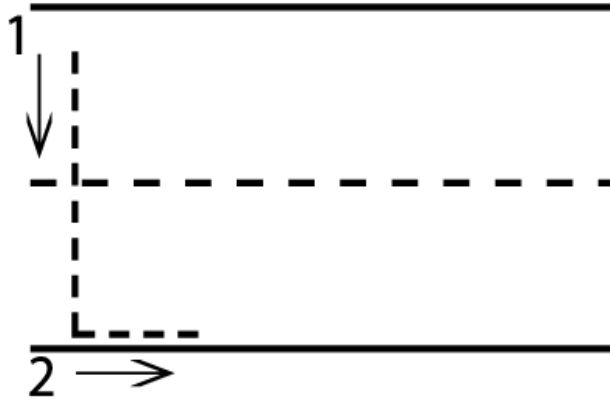

ion



aptop



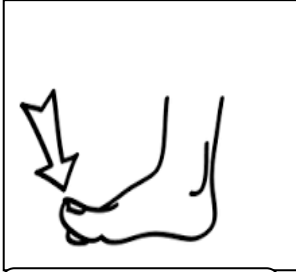
Trace and copy the letter ( L I ):




# Letter Tt




Words begins with ( Tt ) اكتب حرف t الناقص




oe



iger



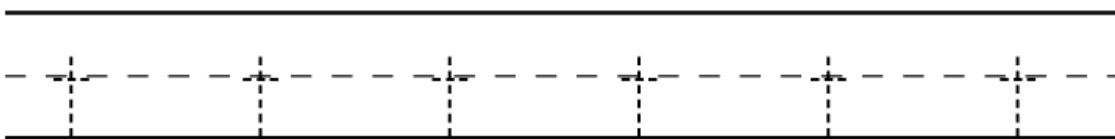
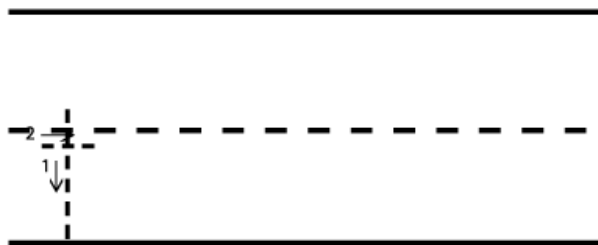
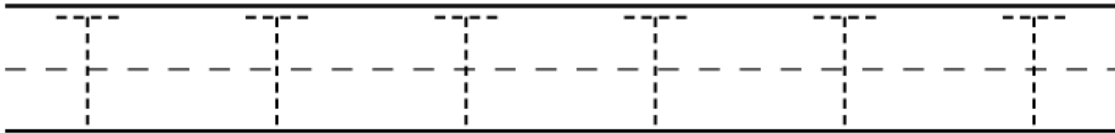
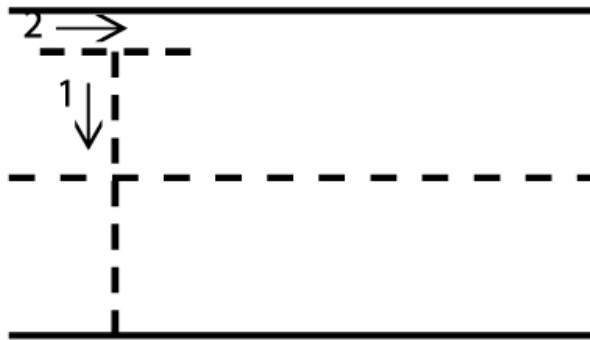
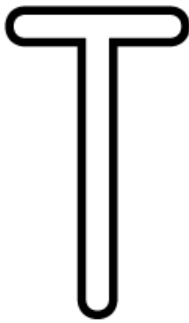
eacher



rain



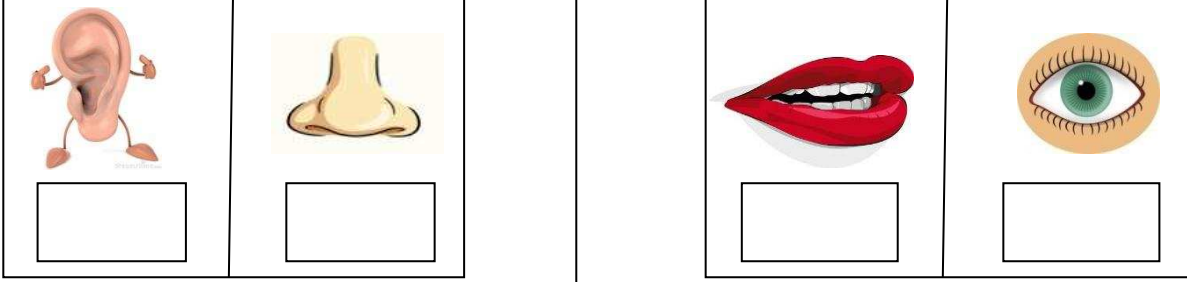
Trace and copy the letter (T t):



## نموذج لاختبار الشفوي Formative Assessment Exercise 2



Listen and tick: - استمع



Listen and circle: استمع وضع دائرة

1- T H L


2- leg foot head



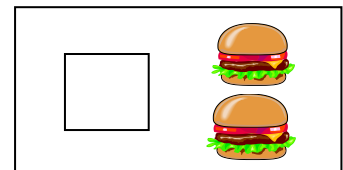
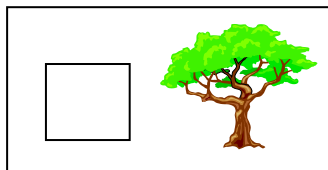
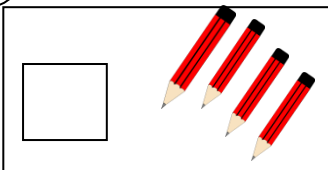
Circle the Odd one out : ضع دائرة حول الصورة المختلفة



Write the corresponding small/capital letter: اكتب الحرف الكبير او الصغير



Count and write the numbers: - اكتب العدد



State of Kuwait

Summative Assessment

Ministry of Education

Grade one

Hawalli Educational Area

6

Time allowed: 45minutes

Hisham Bin Omayah p.s.b

نموذج اختبار

2019-2020

## II .Reading

😊 Match upper and lower case letters: (2x1=2Marks) وصل

H

l

2


T

h

t

😊 Circle the correct word: (2x1=2Marks) ضع دائرة حول الكلمة

الصحيحة



2

nose

hat

ear

head

arm

leg

😊 Match letters to pictures: (2x1=2Marks) وصل



2



State of Kuwait

Summative Assessment

Ministry of Education

Grade one

Hawalli Educational Area

4

Time allowed: 45minutes

Hisham Bin Omayah p.s.b

نموذج اختبار


2019-2020

## II .Writing



Copy the letters/numbers:- ( 2x1=2Marks) انسخ

2



Write the intial missing letter in words: - ( 2x1=2Marks)

اكتب الحرف الناقص



2

\_ and

\_ oe



# Unit 3


## Letter Nn



Words begins with (Nn) اكتب حرف n الناقص




nose



ine



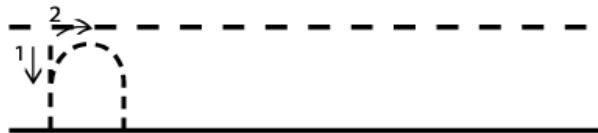
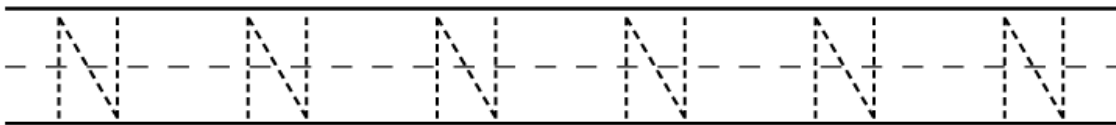
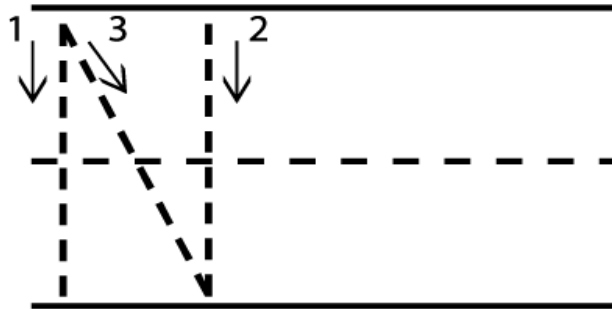
uts



est



Trace and copy the letter (N n):

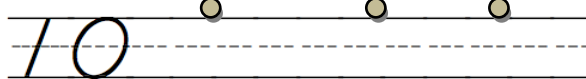
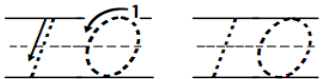
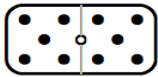
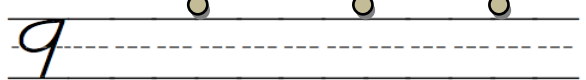
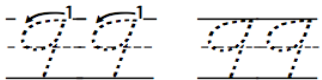
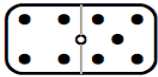
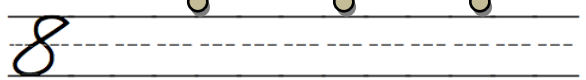
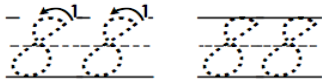
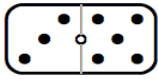
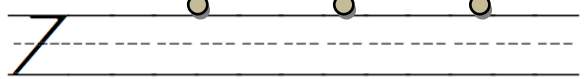
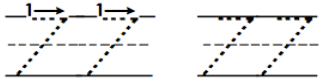
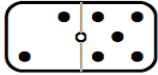
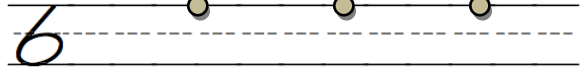
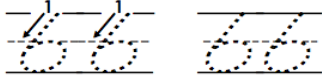
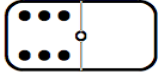




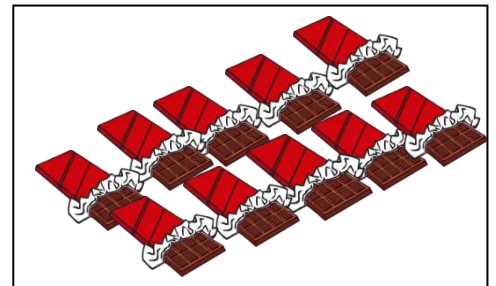



# Numbers from 6 :10



Trace and copy the following numbers: - انسخ



Count the correct number:



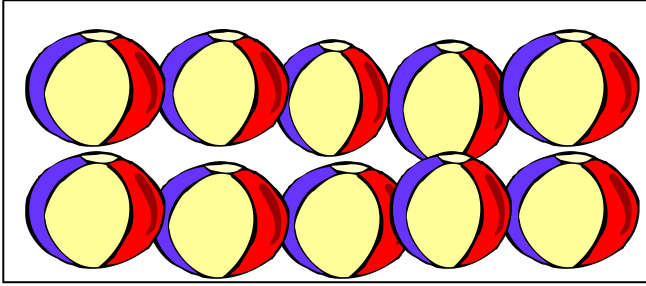
Principal  
Muneera Al Hemdan

H.O.D  
Sarah Al Mahmeed

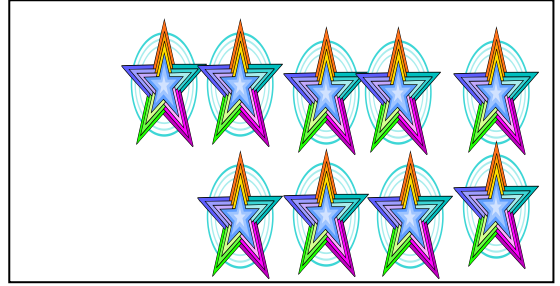
prepared by  
Sally Saleh




**Circle the correct number:-**



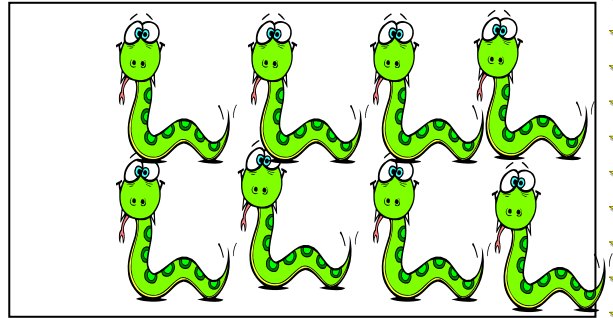
8      10      9



9      10      8



7      6      5



10      8      9



**Write the missing number:-** اكتب الرقم الناقص

1	2	.....	.....	5
.....	7	.....	.....	10

# Letter Mm



اكتب حرف m الناقص (Mm) Words begins with (Mm)




an



outh



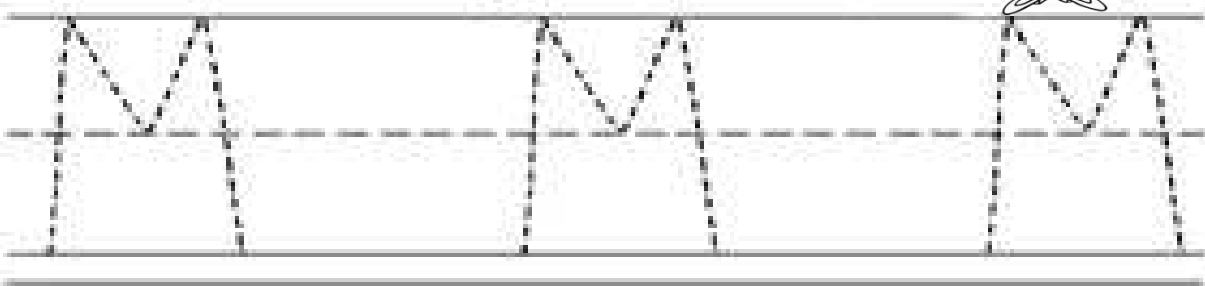
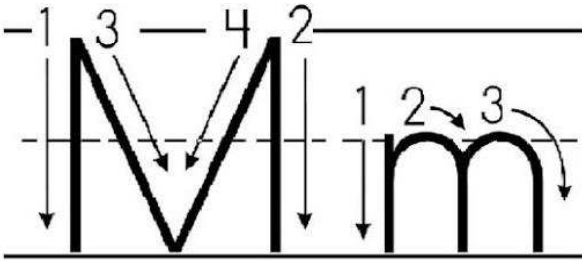
onkey



osque

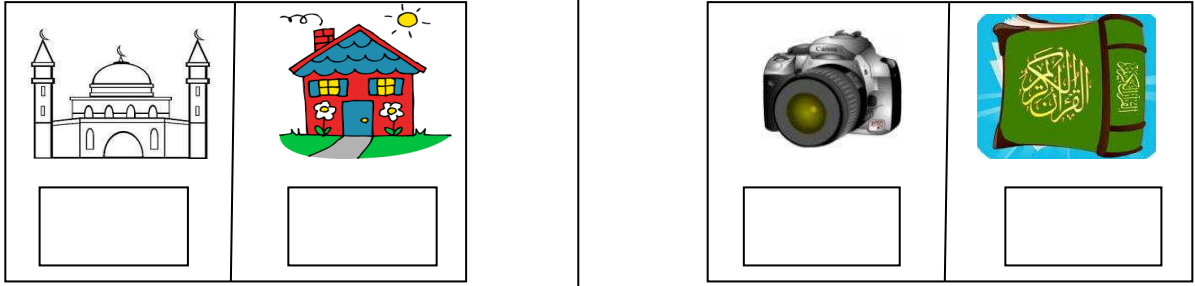


Trace and copy the letter (Mm):



## Formative Assessment Exercise 4

😊 Listen and tick:-



😊 Listen and circle:-



2- 6                      9                      8


😊 Circle the Odd one out : ضع دائرة حول الصورة المختلفة



😊 Write the corresponding small/capital letter: - اكتب الحرف الكبير او الصغير



😊 Write the missing number:- اكتب الرقم الناقص



State of Kuwait

Summative Assessment

Ministry of Education

Grade one

Hawalli Educational Area

6

Time allowed: 45minutes

Hisham Bin Omayah p.s.b

نموذج اختبار

2019-2020

## II .Reading

😊 Match upper and lower case letters: (2x1=2Marks) وصل

M

n


2

N

t

m

😊 Circle the correct word: (2x1=2Marks) ضع دائرة



2

brother

family

mother

nose

man

camera


😊 Match letters to pictures: (2x1=2Marks) وصل

m



2

n



State of Kuwait

Summative Assessment

Ministry of Education

Grade one

Hawalli Educational Area

4

Time allowed: 45minutes

Hisham Bin Omayah p.s.b

نموذج اختبار


2019-2020

## II .Writing



Copy the letters/numbers:- ( 2x1=2Marks)

2



Write the initial missing letter in words: - ( 2x1=2Marks)

اكتب الحرف الناقص



\_ ine



\_ an

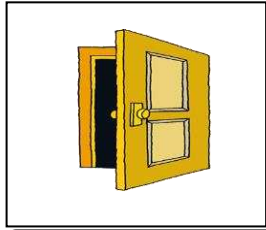
2




# Unit 4

## Letter Dd

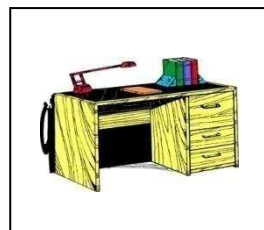
☺ Words begins with (Dd) اكتب حرف d الناقص



oor



og

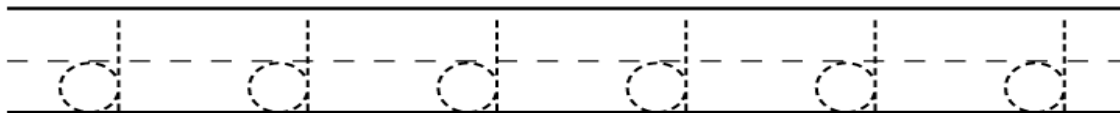
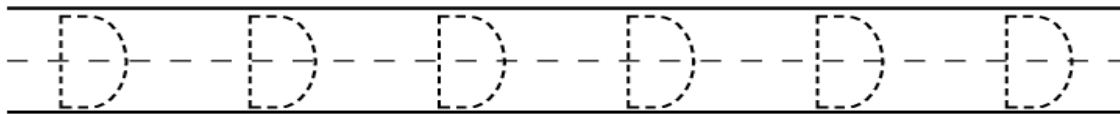
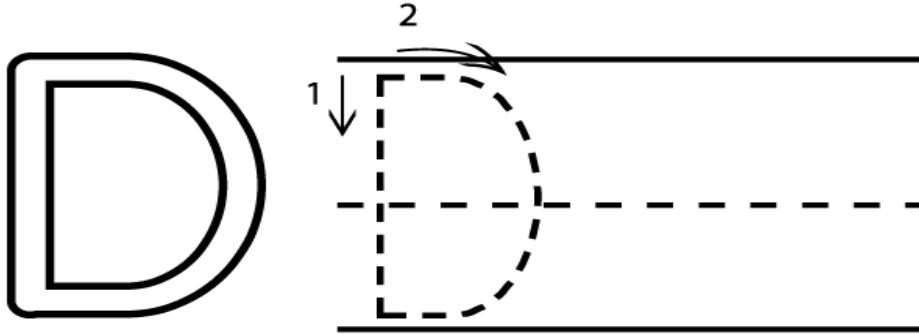


esk



oll

☺ Trace and copy the letter (Dd):



# Letter Rr

☺ **Words begins with (Rr) اكتب حرف r الناقص**




ead



un

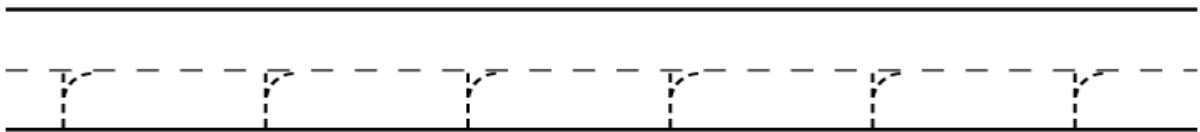
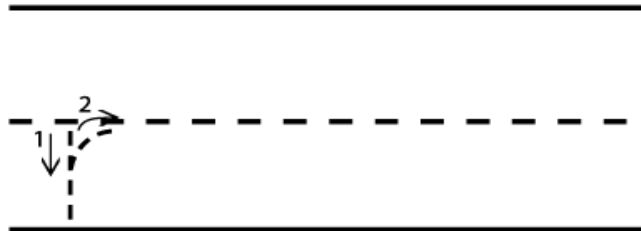
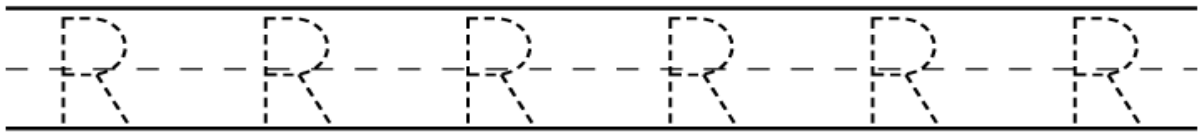
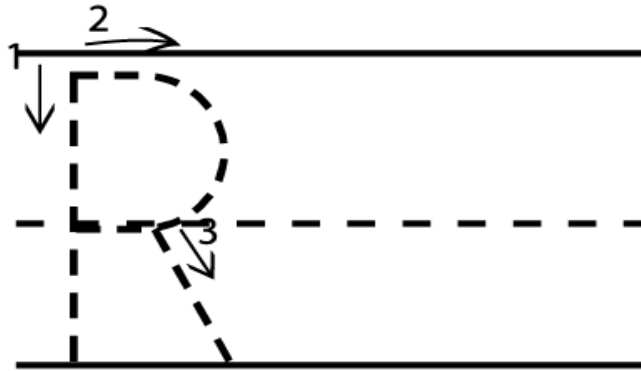


abbit



obot


☺ **Trace and copy the letter( Rr):**



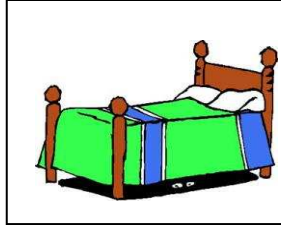


# Letter Bb

😊 Words begins with (Bb). اكتب حرف b الناقص



ook



ed

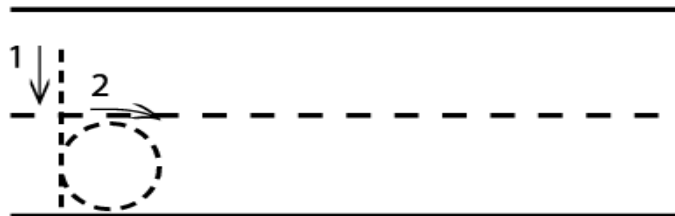
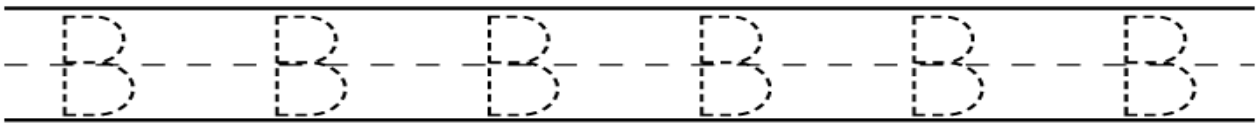
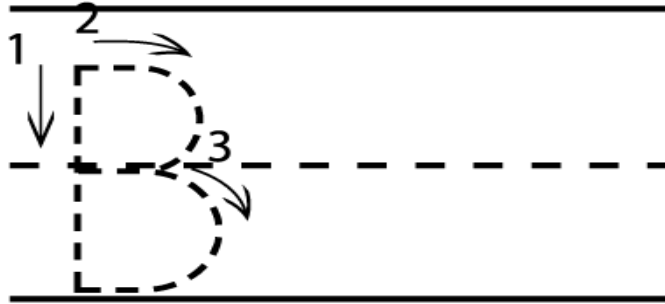


ag



all

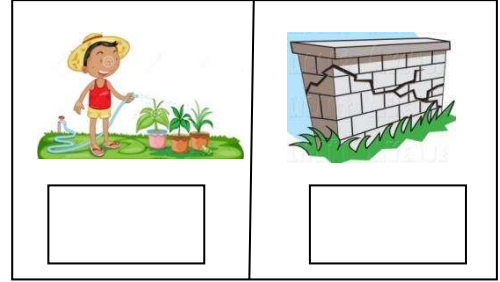
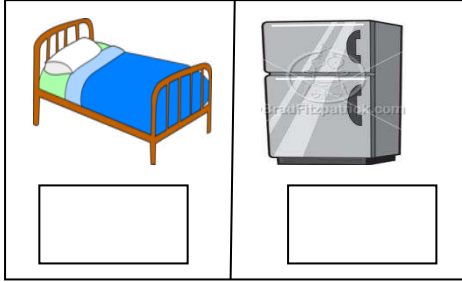
😊 Trace and copy the letter( Bb):



## نموذج لاختبار الشفوي Formative Assessment Exercise 4



**Listen and tick:-**



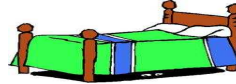
**Listen and circle:-**

1-




**ضع دائرة حول الصورة المختلفة :-** Circle the Odd one out :-

1-



2-



**اكتب الحرف الكبير او الصغير: Write the corresponding small/capital letter:**

R

\_\_\_\_\_

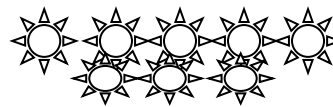
\_\_\_\_\_

b

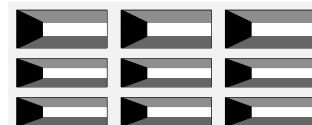


**Count and match:- وصل العدد الصحيح بالصورة**

7



8



9

State of Kuwait

Summative Assessment

Ministry of Education

Grade one

Hawalli Educational Area

6

Time allowed: 45minutes

Hisham Bin Omayah p.s.b

نموذج اختبار

2019-2020

## II .Reading

😊 Match upper and lower case letters: (2x1=2Marks) وصل

D

r

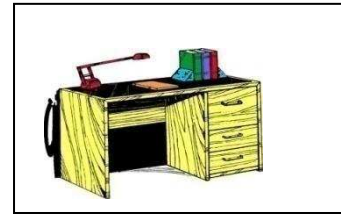

2

R

d

b

😊 Circle the correct word: (2x1=2Marks) ضع دائرة



2

ball

bag

door

red

rabbit

desk

😊 Match letters to pictures: (2x1=2Marks) وصل

b



2

r



State of Kuwait

Summative Assessment

Ministry of Education

Grade one

Hawalli Educational Area

4

Time allowed: 45minutes

Hisham Bin Omayah p.s.b

نموذج اختبار


2019-2020

## II .Writing



Copy the letters/numbers:- ( 2x1=2Marks)

2



Write the intial missing letter in words: - ( 2x1=2Marks)


اكتب الحرف الناقص



2

\_ og

\_ ag




# Unit 5

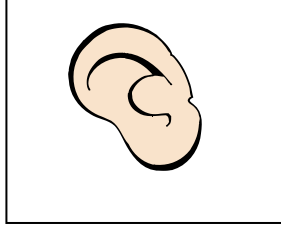
## Letter Ee




Words begins with (Ee) اكتب حرف e الناقص



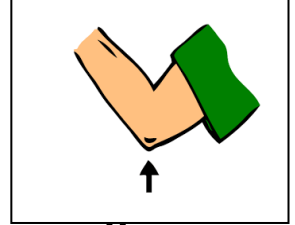
gg



ar



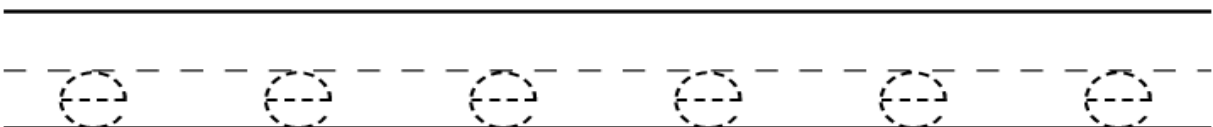
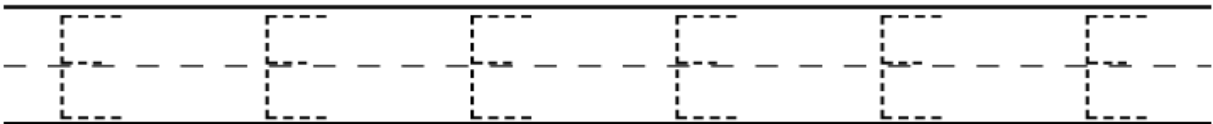
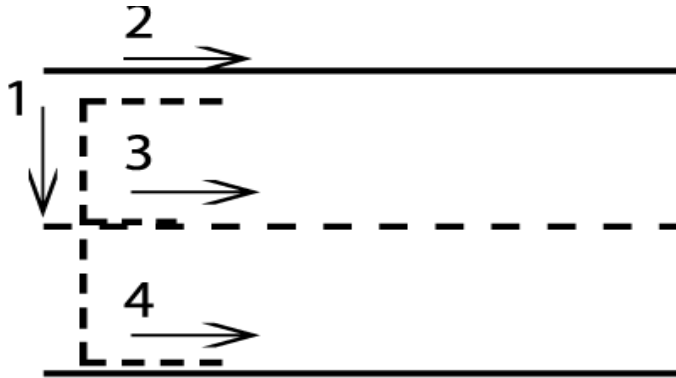
lephant



lbow




Trace and copy the letter (Ee):



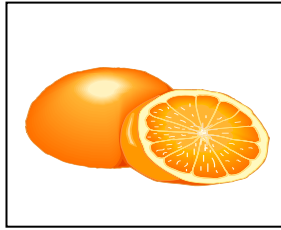
# Letter Oo




Words begins with (Oo) اكتب حرف O الناقص




Monkey



orange



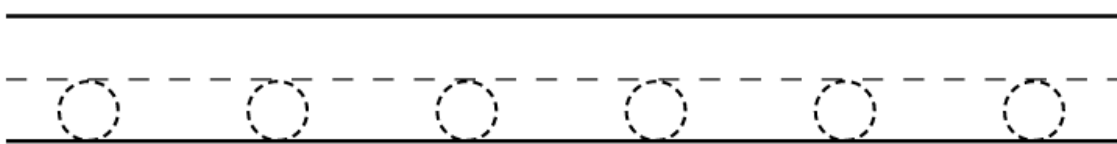
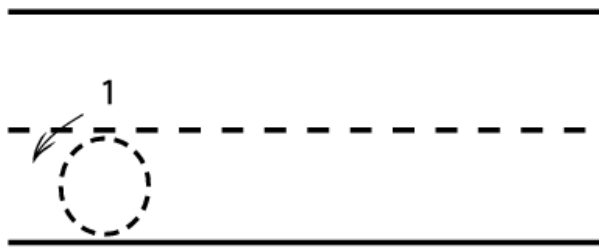
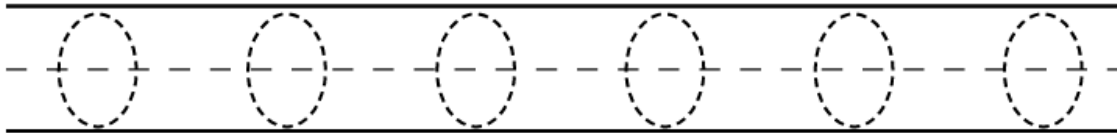
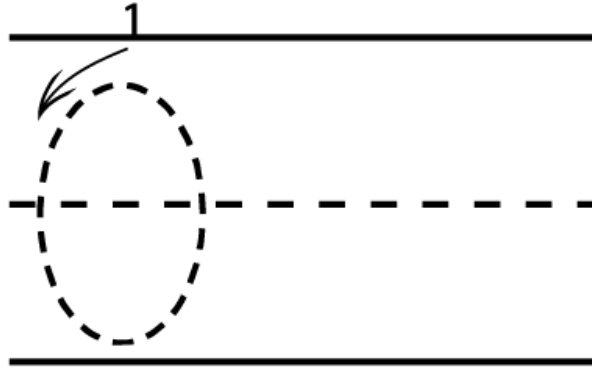
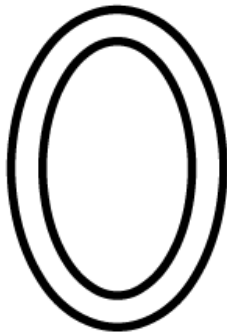
olive



octopus



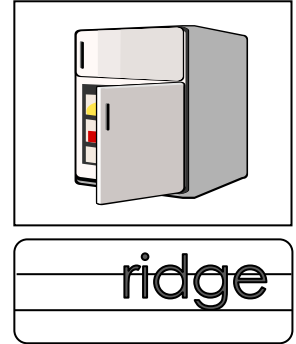

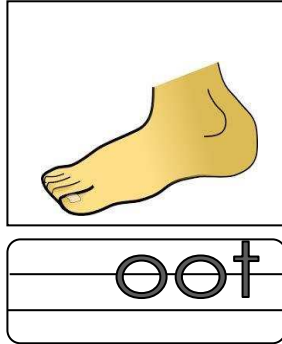

Trace and copy the letter( Oo):



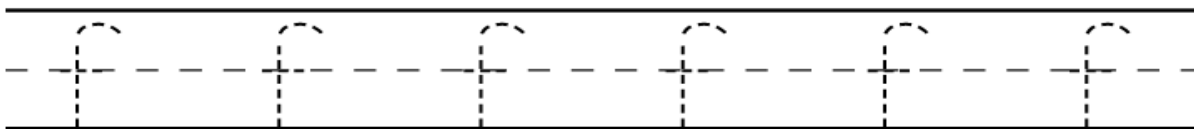
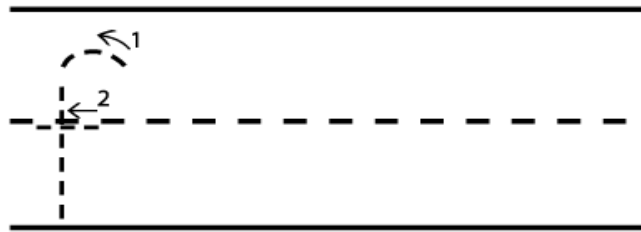
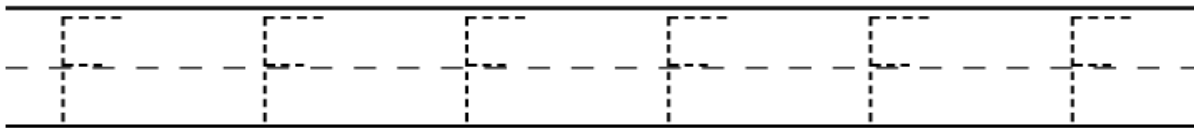
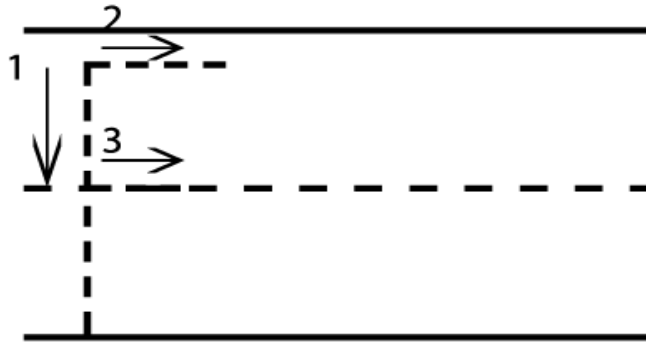
# Letter Ff



Words begins with (Ff) اكتب حرف الف ناقص



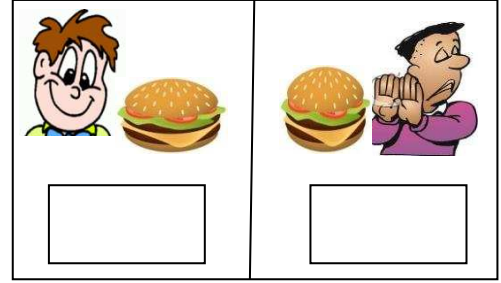

Trace and copy the letter( Ff):




## Formative Assessment Exercise 5




Listen and tick:-




Listen and circle:-




Circle the Odd one out :- ضع دائرة حول الصورة المختلفة



Write the corresponding small/capital letter: اكتب الحرف الكبير او الصغير



Write the missing number:- اكتب الرقم الناقص





State of Kuwait

Summative Assessment

Ministry of Education

Grade one

Hawalli Educational Area

6

Time allowed: 45minutes

Hisham Bin Omayah p.s.b

نموذج اختبار

2019-2020

## II .Reading

😊 Match upper and lower case letters: (2x1=2Marks) وصل

F

o



O

f

e

2

😊 Circle the correct word: (2x1=2Marks) ضع دائرة



hat

bag

egg

eat

fish

book

2

😊 Match letters to pictures: (2x1=2Marks) وصل

e



O

2

State of Kuwait

Summative Assessment

Ministry of Education

Grade one

Hawalli Educational Area

4

Time allowed: 45minutes

Hisham Bin Omayah p.s.b

نموذج اختبار


2019-2020

## II .Writing



Copy the letters/numbers:- ( 2x1=2Marks)

2



Write the intial missing letter in words: - ( 2x1=2Marks)

اكتب الحرف الناقص



\_ oot



\_ izza

2



نصوص الاستماع **Formative Assessment Exercise Listening script**

Unit 1 formative exercise 1

Listen and tick: 1-What's this? It's a snake.

2- What's this? It's an apple.

Listen and Circle:- 1-Circle house

2-Circle number 4

---

Unit 2 formative exercise 2

Listen and tick: 1-What's this? It's a nose.

2- What's this? It's an eye.

Listen and Circle:- 1-Circle letter L

2-Circle the word foot.

---

Unit 3 formative exercise 3

Listen and tick: 1-What's this? This is my house.

2- What's this? It's a camera.

Listen and Circle:- 1-Circle family.

2-Circle number 6.

---

Unit 4 formative exercise 4

Listen and tick: 1-What's this? It's a fridge.

2- What's this? It's a garden.

Listen and Circle:- 1-What's he doing? He's eating.

---

Unit 5 formative exercise 5

Listen and tick: 1-I like ice cream.

2- I don't like burger.

Listen and Circle:- 1-Circle chocolate.

2-Circle letter o.

يرجى تدريب الطالب على قراءة الكلمات التالية

High Frequency Words

hat	man	men	lot	book
sat	tan	hen	not	apple
mat	sad	ten	arm	foot
rat	mad	hot	ant	leg
bat	dad	dot	school	camera

