

تم تحميل هذا الملف من موقع ملفات الكويت التعليمية



[com.kwedufiles.www//:https](https://www.kwedufiles.com)

\*للحصول على أوراق عمل لجميع الصفوف وجميع المواد اضغط هنا

\* للحصول على أوراق عمل لجميع مواد الصف الثاني اضغط هنا

<https://kwedufiles.com/2>

\* للحصول على جميع أوراق الصف الثاني في مادة لغة انكليزية وجميع الفصول, اضغط هنا

<https://kwedufiles.com/2english>

\* للحصول على أوراق عمل لجميع مواد الصف الثاني في مادة لغة انكليزية الخاصة بـ الفصل الثاني اضغط هنا

<https://www.kwedufiles.com/2english2>

\* لتحميل كتب جميع المواد في جميع الفصول للـ الصف الثاني اضغط هنا

<https://www.kwedufiles.com/grade2>

[bot\\_kwlinks/me.t//:https](https://t.me/bot_kwlinks)

للحصول على جميع روابط الصفوف على تلغرام وفيسبوك من قنوات وصفحات: اضغط هنا

الروابط التالية هي روابط الصف الثاني على مواقع التواصل الاجتماعي

مجموعة الفيسبوك

صفحة الفيسبوك

مجموعة التلغرام

بوت التلغرام

قناة التلغرام

رياضيات على التلغرام

Grade 2

Name: \_\_\_\_\_

Class: \_\_\_\_\_

ولي الأمر الكريم:

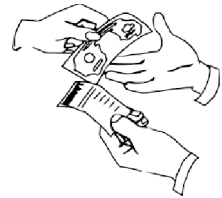

- يرجى التكرم بتغليف الأوراق تغليف حلزوني.
- يرجى المحافظة على نظافة الأوراق.
- يرجى عدم حل الأوراق في المنزل لا اذا تم تحديد تمرين معين كواجب من قبل المعلمة.
- عند النسخ يرجى المحافظة على ترتيب الخط و الكتابة بين الأسطر الصحيحة كما هو مبين في نموذج الكلمة.
- يمنع الحل عن الطالبة منعا باتا و لكن يرجى التكرم بمتابعتها بعد الحل حتى يكون نظيفا و مرتبا.



Handwriting practice lines consisting of multiple horizontal lines for text entry.

Handwriting practice lines consisting of multiple horizontal lines for text entry.

Handwriting practice lines consisting of multiple horizontal lines for text entry.



Handwriting practice lines consisting of multiple horizontal lines for text entry.

Handwriting practice lines consisting of multiple horizontal lines for text entry.

Handwriting practice lines consisting of multiple horizontal lines for text entry.

2



**A: Reading: Fill in the spaces with suitable words from the list**

**(bakery - go shopping - pie - buys)**

1. Mum \_\_\_\_\_ vegetables.



2. Let's go to the \_\_\_\_\_



3. This \_\_\_\_\_ looks yummy.



**B. Reading: Read the text and tick (✓) or (x)**



We go shopping every Friday. We buy food. My sister likes going to the bakery. She buys pies and cakes. She likes strawberry cake. I like chocolate cake. We go home happy.

4. We go shopping on Friday. ( )
5. We eat food on Friday. ( )
6. My sister buys cakes and pies. ( )
6. I like strawberry cake. ( )

A: Writing: Choose the correct answer from a, b, and c

1- I \_\_\_\_\_ got a big car.

a- have

b- having

c- has

2- We \_\_\_\_\_ books from the bookshop.

a- buying

b- buys

c- buy

B. Writing: Reorder words to form sentences with proper punctuation marks

1- cheese - have - got - we

-----

2- salma - food - cooks

-----

C. Writing: Complete the text with the suitable words

I like reading. On Saturday I go to the \_\_\_\_\_



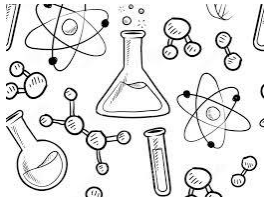
I buy small \_\_\_\_\_



D: Writing: Group the rhyming words

**(book - white - this - father - cook - wheel)**


5



Handwriting practice lines for the science section.

Handwriting practice lines for the gymnasium section.

Handwriting practice lines for the numbers section.



brown

Handwriting practice lines for the sports section.

Handwriting practice lines for the classroom section.

Handwriting practice lines for the color section.

---

---

---

---

---

---

---

---

---

---

---

---

---

---

---

---

---

---

---

---

---

---

---

---

---

---

---

---

---

---

---

---

---

---

---

---

---

---

---

---

---

---

---

---

---

---

---

---

---

---

---

---

---

---

---

---

---

---

---

---

---

---

---

---

---

---

---

---

---

---

---


---



**A: Reading: Fill in the spaces with suitable words from the list**

**(science - gym - math - computer)**

1. We learn about animals in the \_\_\_\_\_ class.



2. We count in the \_\_\_\_\_ class.



3. We play in the \_\_\_\_\_.



.....  
**B. Reading: Read the text and tick (✓) or (✗)**



School starts in September. I am in grade two now. I go to school by car. My school is cool. There is a science lab, a computer lab, an art class and a gym. School is fun!

- |                                     |     |
|-------------------------------------|-----|
| 4. School starts in October.        | ( ) |
| 5. I go to school by car.           | ( ) |
| 6. There are two labs in my school. | ( ) |
| 7. I like school.                   | ( ) |

A: Writing: Choose the correct answer from a, b, and c

1- I \_\_\_\_\_ a house yesterday.

b- paint

b- am painting

c- painted

2- She \_\_\_\_\_ math.

a- likes

b- is liking

c- liked

B. Writing: Reorder words to form sentences with proper punctuation marks

1. is - my - school - this

-----


2. is - cool - my - school

-----

C. Writing: Complete the text with the suitable words

My school is big. We have a \_\_\_\_\_ . My favourite

subject is \_\_\_\_\_



D: Writing: Group the rhyming words

(whale - blow - brother - brown - blossom - wheel)








A: Reading: Fill in the spaces with suitable words from the list

(zoo - climb - lions - giraffe)


1. Monkeys can \_\_\_\_\_.



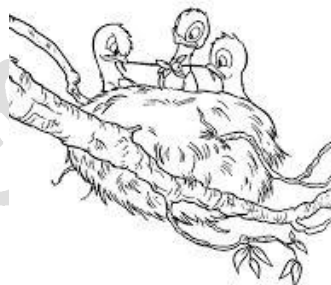
2. \_\_\_\_\_ are yellow.



3. There are lots of animals in the \_\_\_\_\_.



B. Reading: Read the text and tick (✓) r (\*)



Birds are nice animals. Some birds are small. Some birds are big. Birds have beautiful colours. They can sing. They can fly. Some birds can swim. They sleep in trees.

- 4. Birds are big and small. ( )
- 5. Birds are beautiful. ( )
- 6. All birds can swim. ( )
- 7. Birds sleep in schools. ( )

A: Writing: Choose the correct answer from a, b, and c

1- Elephants \_\_\_\_\_ big.

c- is

b- are

c- were

2- This rabbit \_\_\_\_\_ now.

a- jumps

b- is jumping

c- jumped

B. Writing: Reorder words to form sentences with proper punctuation marks

3. eat - meat - tigers

-----

4. can't - climb - giraffes

-----

C. Writing: Complete the text with the suitable words

There are lots of animals. I like \_\_\_\_\_




They can \_\_\_\_\_



D: Writing: Group the rhyming words

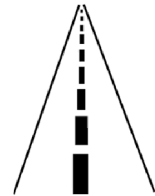
(girl - car - brother - brown - shirt - far)

Handwriting practice lines (10 horizontal lines).

Handwriting practice lines (10 horizontal lines).

Handwriting practice lines (10 horizontal lines).



Handwriting practice lines (10 horizontal lines).

Handwriting practice lines (10 horizontal lines).

Handwriting practice lines (10 horizontal lines).



**A: Reading: Fill in the spaces with suitable words from the list**

**(neighbours - friendly - park - next to)**

1. I have many \_\_\_\_\_.



2. The bird is sitting \_\_\_\_\_ the basket.



3. We play in the \_\_\_\_\_.



**B. Reading: Read the text and tick (✓) or (✗)**



My name is Salma. I live in Jaber Al-Ahmad at house number 20. I am in grade two. I live in big house. Sara's lives next to my house. She is friendly. She is in my class.

- 4. Salma and Sara live in house number 20. ( )
- 5. My house is small. ( )
- 6. Sara is my neighbour. ( )
- 7. Sara is in grade 1. ( )

A: Writing: Choose the correct answer from a, b, and c

1- The bookshop \_\_\_\_\_ next to my house.

d- is

b- are

c- were

2- \_\_\_\_\_ do you live?

a- What

b- When

c- Where

B. Writing: Reorder words to form sentences with proper punctuation marks

1. come - from - Kuwait - i

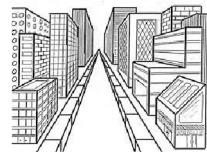
-----

2. is - who - your - neighbour

-----

C. Writing: Complete the text with the suitable words

I am Fahad. I live in \_\_\_\_\_



number 13. I go

to the \_\_\_\_\_



with my sister.

D: Writing: Group the rhyming words

(clock - run - sun - dock - shirt - bird)




Handwriting practice lines consisting of multiple horizontal lines for text entry.

Handwriting practice lines consisting of multiple horizontal lines for text entry.

Handwriting practice lines consisting of multiple horizontal lines for text entry.



Handwriting practice lines consisting of multiple horizontal lines for text entry.

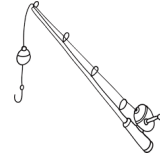
Handwriting practice lines consisting of multiple horizontal lines for text entry.

Handwriting practice lines consisting of multiple horizontal lines for text entry.

A: Reading: Fill in the spaces with suitable words from the list

(fish - women - well - water)

1. I \_\_\_\_\_ with my dad.



2. There is water in the \_\_\_\_\_.



3. The \_\_\_\_\_ are cooking.



B. Reading: Read the text and tick (✓) or (✗)



This is my grandfather. His name is Ali. He likes fishing. He goes to the sea every Friday. This Friday he fished lots of fish. My grandmother cooked the fish.

- 4. Ali is my grandfather. ( )
- 5. My grandfather doesn't like fishing. ( )
- 6. He goes fishing on Friday. ( )
- 5. My grandmother cooked the fish. ( )

A: Writing: Choose the correct answer from a, b, and c

1- The boy \_\_\_\_\_ a horse yesterday.

- e- see    b- is seeing    c- saw

2- \_\_\_\_\_ fished?

- a- What    b- Who    c- When



B. Writing: Reorder words to form sentences with proper punctuation marks

1. cooked - rice - she

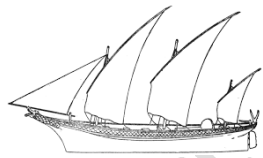


2. did - see - what - you



C. Writing: Complete the text with the suitable words

I went to the Scientific centre. I saw a \_\_\_\_\_



. I liked the \_\_\_\_\_



.



D: Writing: Group the rhyming words

(fort - fun - photo - port - run - phone)
