

تم تحميل هذا الملف من موقع المناهج الكويتية



الملف حل كتاب التدريبات

موقع المناهج ← المناهج الكويتية ← الصف الأول ← لغة انجليزية ← الفصل الثاني

روابط مواقع التواصل الاجتماعي بحسب الصف الأول



روابط مواد الصف الأول على تلغرام

[الرياضيات](#)

[اللغة الانجليزية](#)

[اللغة العربية](#)

[التربية الاسلامية](#)

المزيد من الملفات بحسب الصف الأول والمادة لغة انجليزية في الفصل الثاني

مذكرة (english with fun)	1
خطة المنهج للغة الانكليزية	2
مذكرة مدرسة نفيسة بنت حسن	3
تعليم الحروف	4
أوراق عمل مدرسة أميمة بنت النجار	5



Ms. Flora's

Workbook

حل كتاب التدريبات

Grade 1

Second Semester



Name:

Grade
1B



967 55 882



ms.floraenglish



Flora EDU

UNIT
6

Going to school

Date: _____



Listen and draw

✓

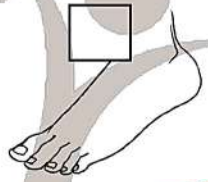
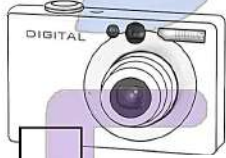
I like bananas and dates.

✗

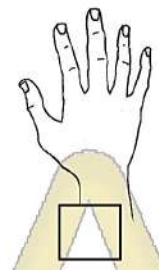
I don't like chocolate or pizza



Read and match



C



Trace and copy

907 55 882

ms.floraenglish

Flora EDU

Tracing practice for uppercase letter C (light blue).

Tracing practice for uppercase letter C (red).

Tracing practice for uppercase letter C (light blue).

Tracing practice for uppercase letter C (red).

Date: _____



Trace and copy

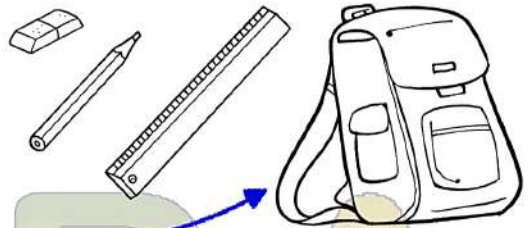
11 11 12 12 13 13

14 14 15 15



Trace, copy and match

bag bag



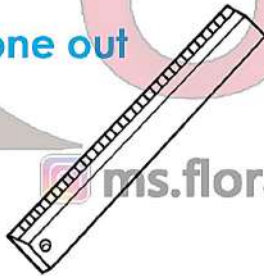
Circle the odd one out

967 55 882


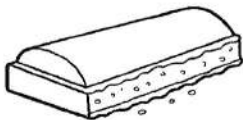
ms.floraganglish

Flora EDU

1

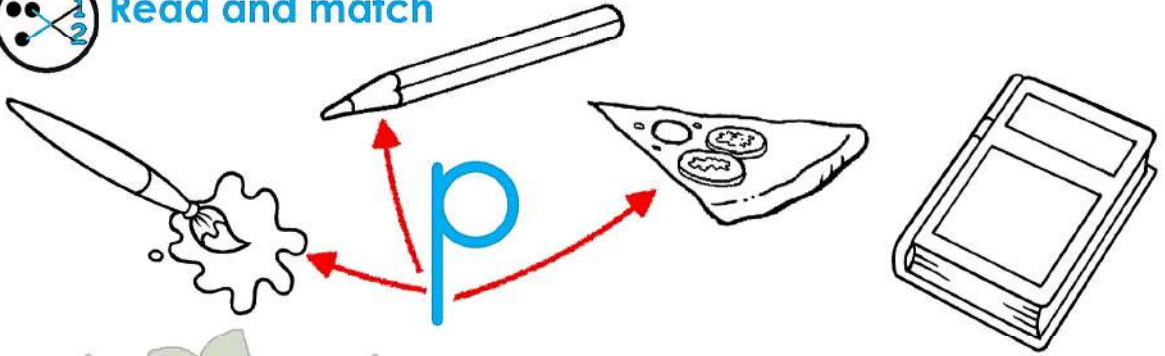


2

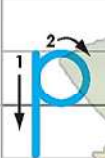




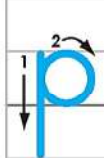




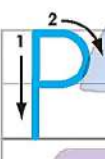



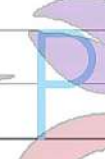







Date: _____



  **Read and match**











  **Trace and copy**

 **Circle the odd one out**

967 55 882  ms.floraenglish  Flora EDU

1    

2    



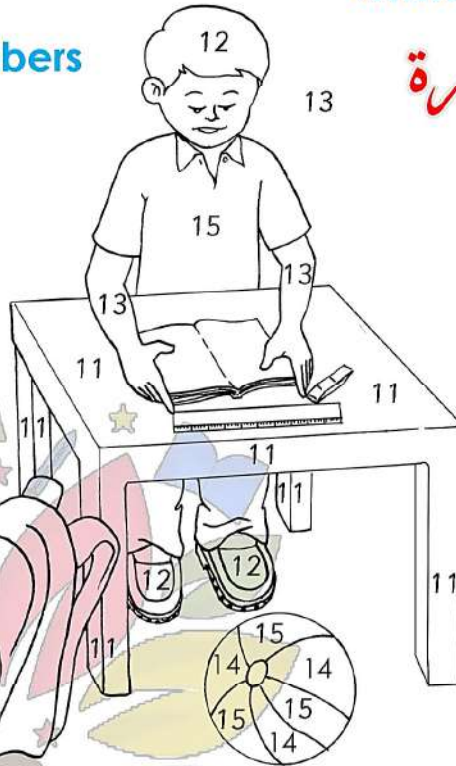
Date: _____



Colour by numbers

على الطالب تلوين الصورة
حسب الرقم

-  11
-  12
-  13
-  14
-  15



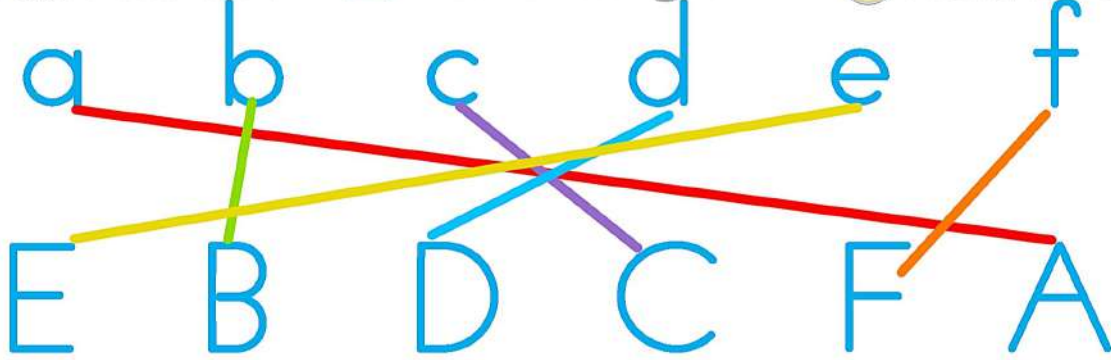
Listen and colour

11 12 13 14 15



Read and match

967 55 882  ms.floraenglish  Flora EDU



Workbook

حل كتاب التدريبات

Unit 7



Grade
1B



967 55 882



ms.floraenglish



Flora EDU

UNIT
7

Let's do it

Date: _____



Read and match



Trace and copy

967 55 882 ms.floraenglish Flora EDU

Date: _____



Listen and tick

1 2 3 4



Trace and copy

Tracing practice for lowercase 'j' and uppercase 'J' on lined paper. Includes the word 'FLORA' in large letters.

967 55 882 ms.floraenglish Flora EDU
Trace

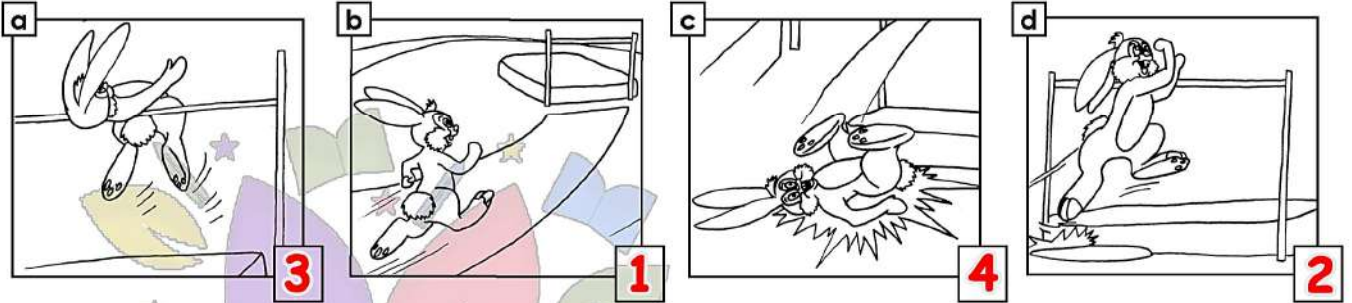
hop hop walk walk





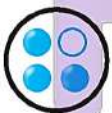
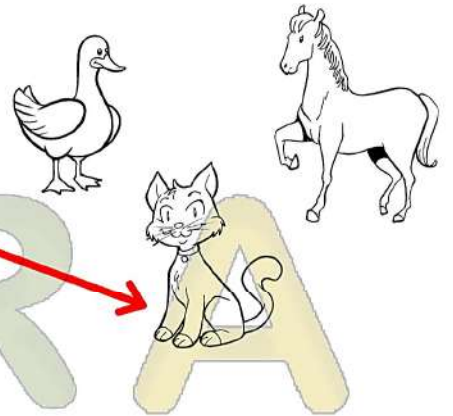
Put the pictures in the correct order

1 2 3 4



Trace, copy and match

cat cat cat



Circle the odd one out

967 55 882

ms.floraenglish

Flora EDU

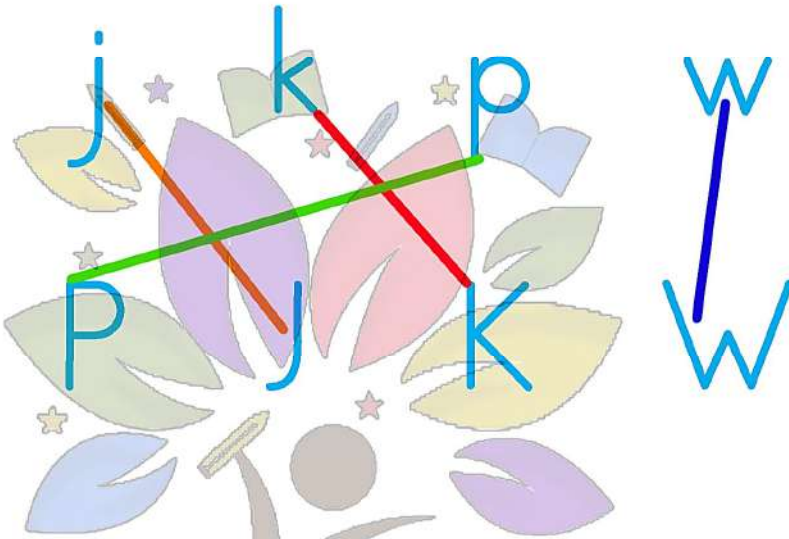
1 cat hen ten

2 bed dog desk

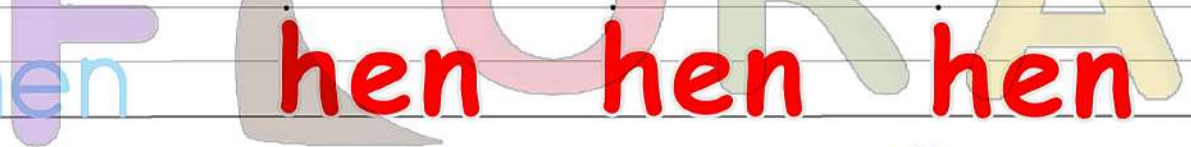


Date: _____

  Read and match



  Trace and copy

 hen hen hen hen

 967 55 882  ms.floraenglish  Flora EDU



Workbook

حل كتاب التدريبات

Unit 8



Grade
1B



967 55 882



ms.floraenglish



Flora EDU


UNIT
8

On the farm


Date: _____




Look and say



Read and match



g




Trace and copy

967 55 882

ms.floraenglish

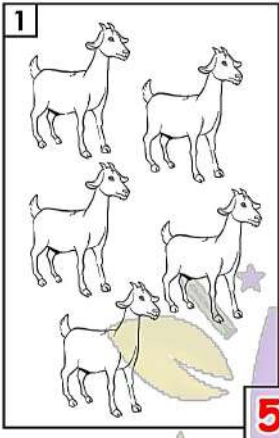
Flora EDU




Date: _____



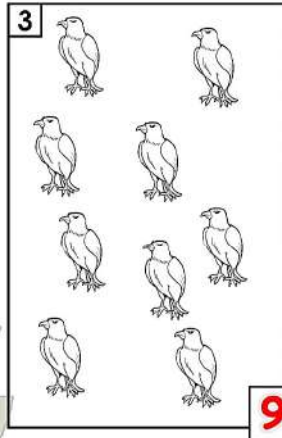
Count and write




5



12



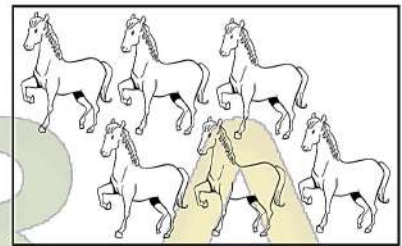
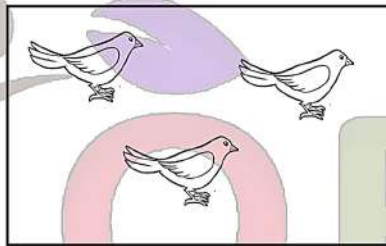
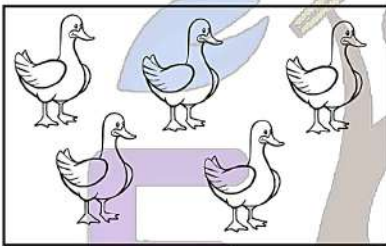
9



14



Ask and answer






Trace and copy

567 55 882

ms.floraenglish


Flora EDU





Read, trace and colour

g is for goat



b is for bird



Trace

stop stay stand up



Trace and copy

F **L** **O** **R** **A**

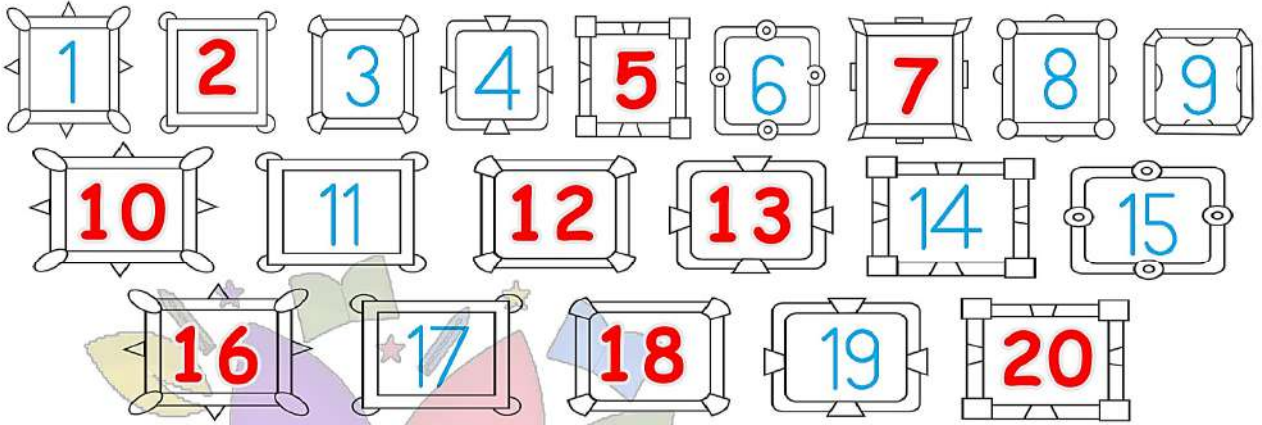
16 967 55 682 17 ms.florainglish 18 Flora D

19 19 20 20




Date: _____

  Write and say

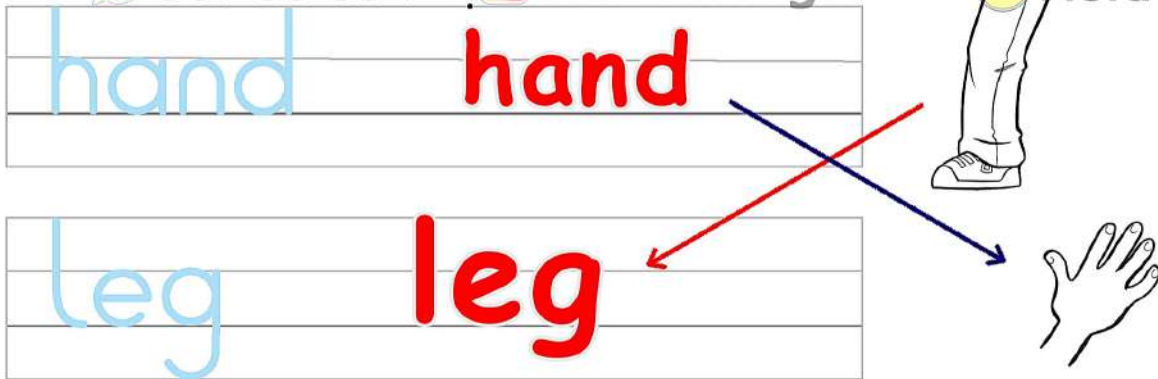


   Read, trace and match



   Trace, copy and match

 967 55 882  ms.floraenglish  Flora EDU



Workbook

حل كتاب التدريبات

Unit 9



Grade
1B



967 55 882



ms.floraenglish



Flora EDU

UNIT
9

Learn about Kuwait

Date: _____





Read and tick

It's a flag.

It's a cat.

They are bags.



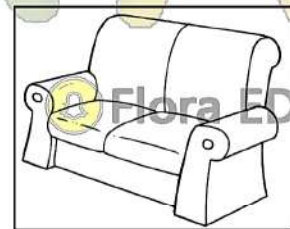
Read and write

What's this?

beds

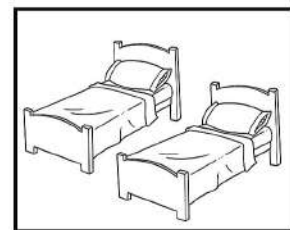
sofa

It's a **Sofa**



What are these?

They are **beds**




Date: _____



Read and match

u i o



Trace and copy

Tracing guide for lowercase 'i' and uppercase 'F'. The 'i' section shows a vertical line with a dot on top, with a downward arrow labeled '1'. The 'F' section shows a vertical line with a top bar and a bottom bar, with arrows labeled '1' (down), '2' (right), and '3' (down).

Tracing practice for lowercase 'i' and uppercase 'I' and 'A'. The 'i' section shows four lowercase 'i's on a line, with the first one in blue and the others in red. The 'I' section shows three uppercase 'I's on a line, with the first one in blue and the others in red. The 'A' section shows one uppercase 'A' on a line in red.

967 55 882 ms.floraenglish Flora EDU

Tracing practice for lowercase 'u'. The first 'u' is blue with arrows '1' (down) and '2' (up), followed by three light blue 'u's for tracing.

Tracing practice for lowercase 'u'. The first 'u' is blue with arrows '1' (down) and '2' (up), followed by three red 'u's for tracing.

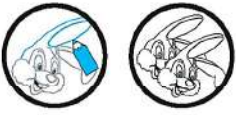
Tracing practice for uppercase 'U'. The first 'U' is blue with arrow '1' (down), followed by three light blue 'U's for tracing.

Tracing practice for uppercase 'U'. The first 'U' is blue with arrow '1' (down), followed by three red 'U's for tracing.


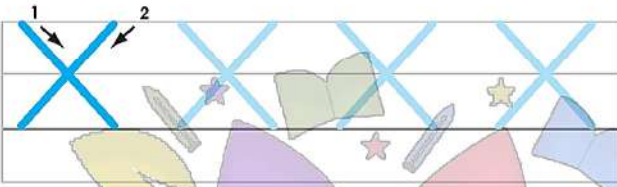

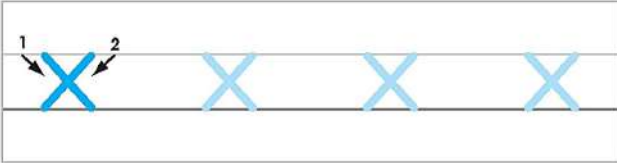


UNIT
9

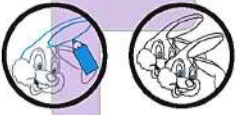
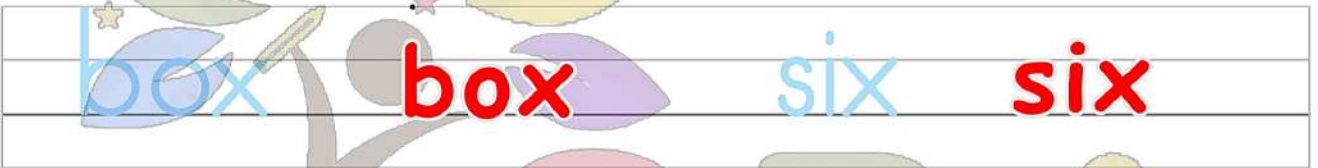
Date: _____




Trace and copy



Trace and copy



Trace, copy and match



967 55 882

ms.floraenglish

Flora rDU



Date: _____



Trace, copy and match

It's a hen. **It's a hen**



Trace, copy and tick

They are flags.



967 55 882  ms.foraenglish
They are flags.



Workbook

حل كتاب التدريبات

Unit 10



Grade
1B



967 55 882



ms.floraenglish



Flora EDU

UNIT
10

Let's play!

Date: _____



Read and say

z


v

q



van

queen



zoo



Trace and copy

Tracing practice for the letter 'v'. The first row shows a large 'v' with stroke order arrows (1: diagonal down-left, 2: diagonal down-right) followed by several smaller 'v's. The second row shows a 'v' with stroke order arrows followed by several smaller 'v's. Below the tracing area, there are contact details: a WhatsApp icon with the number 967 55 882, an Instagram icon with the handle ms.floraenglish, and a Snapchat icon with the name Flora EDU.


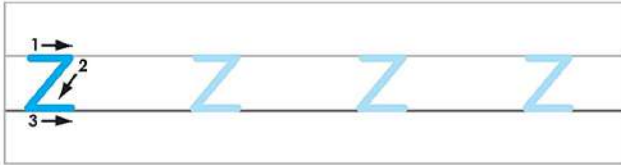
Tracing practice for the letter 'q'. The first row shows a large 'q' with stroke order arrows (1: counter-clockwise circle, 2: vertical down) followed by several smaller 'q's. The second row shows a 'q' with stroke order arrows followed by several smaller 'q's. The third row shows a large 'Q' with stroke order arrows (1: counter-clockwise circle, 2: diagonal down) followed by several smaller 'Q's. The fourth row shows a 'Q' with stroke order arrows followed by several smaller 'Q's.

UNIT
10



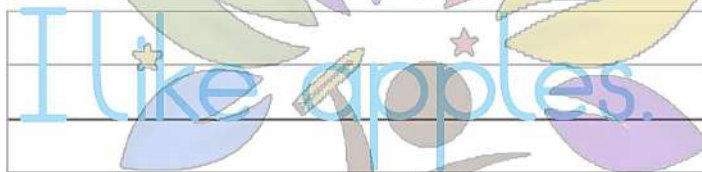
Date: _____



Trace and copy



Trace and copy



1 Read and match

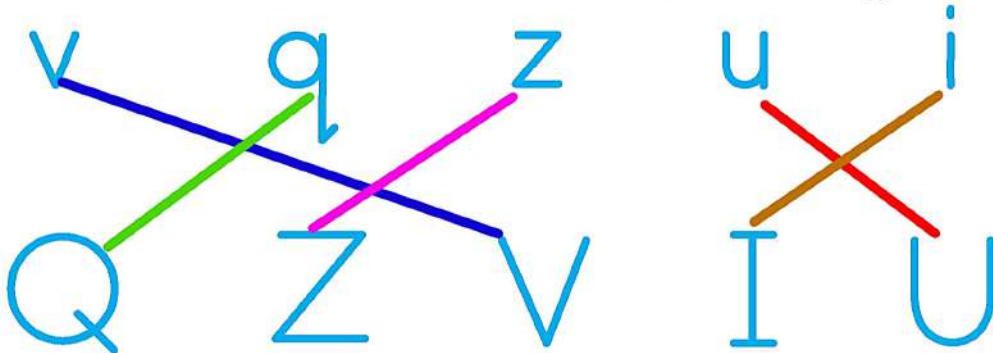
967 55 882



ms.floraenglish



Flora EDU



Date: _____



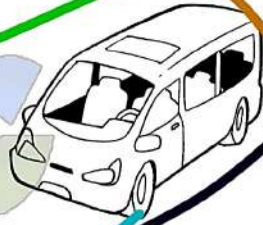
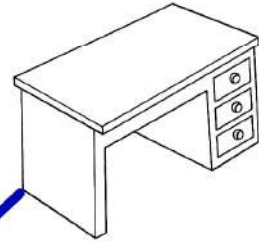
Read and match

desk ten

sit jump

run hand

van leg



10



Read and draw

967 55 882

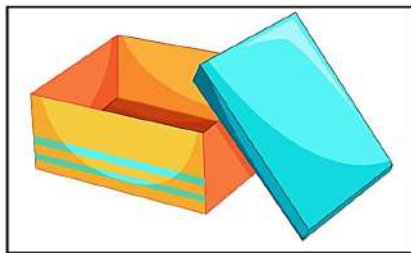
ms.floraenglish

Flora EDU

flag

box

drink



على الانستجرام

 **ms.floraenglish**

موجود أكثر

نطق ومعاني الكلمات بالفيديو 

شرح القواعد بالفيديو 

جمل على كلمات كل وحده 

نماذج التعبير 

دروس الاسماع 

دائماً مع
اعياننا من البداية وحتى النهاية

بداية: بتأهيل عيالنا وتطويرهم
نهاية: الانضمام إلى كورسات المناهج من الصف الرابع إلى العاشر

نسعى لخلق
جيل متعلم



معهد فلورا كيدز للغة الانجليزية

📍 الجابية - قطعة 3ب

نخبة من المعلمات
الأردنيات والسوريات واللبنانيات

تطوير
مهارة القراءة

تأسيس

كورسات
مدار العام

مناهج
الوزارة

كتابة
التعبير

أساسيات
القواعد

دائماً مع
اعياننا من البداية وحتى النهاية

بداية: بتأهيل عيالنا وتطويرهم
نهاية: الانضمام إلى كورسات المناهج من الصف الرابع إلى العاشر

نسعى لخلق
جيل متعلم