



وزارة التربية  
الإدارة العامة لمنطقة الأحمدية التعليمية  
مدرسة هدية الابتدائية بنين

www.KweduFiles.Com

للصف الأول



• المعلمة : حنان خاطر

إعداد

• رئيسة القسم : شيماء المطيري

إشراف



www.KopyFiles.Com

أكثر وأقل

بند (٢ - ١)




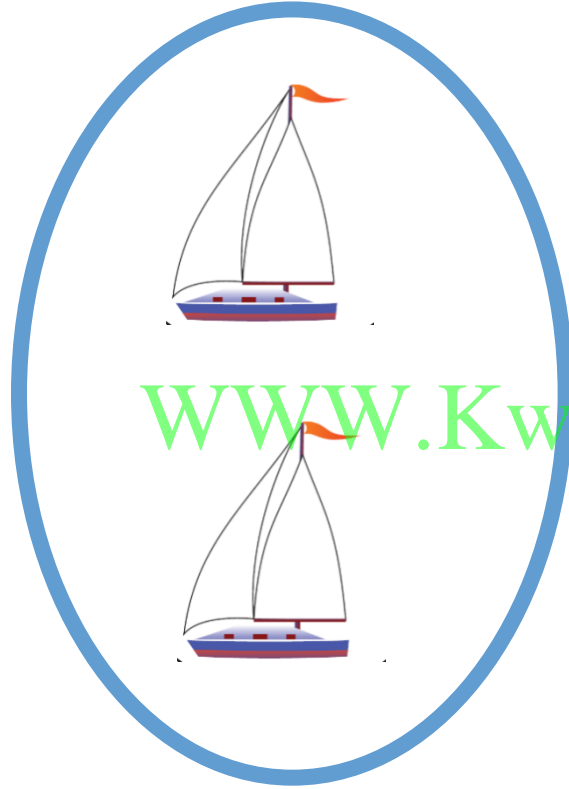


ضع علامة ✓ أسفل المجموعة الأكثر.





WWW.KweduFiles.Com

# ضع علامة ✓ أسفل المجموعة الأكثر.




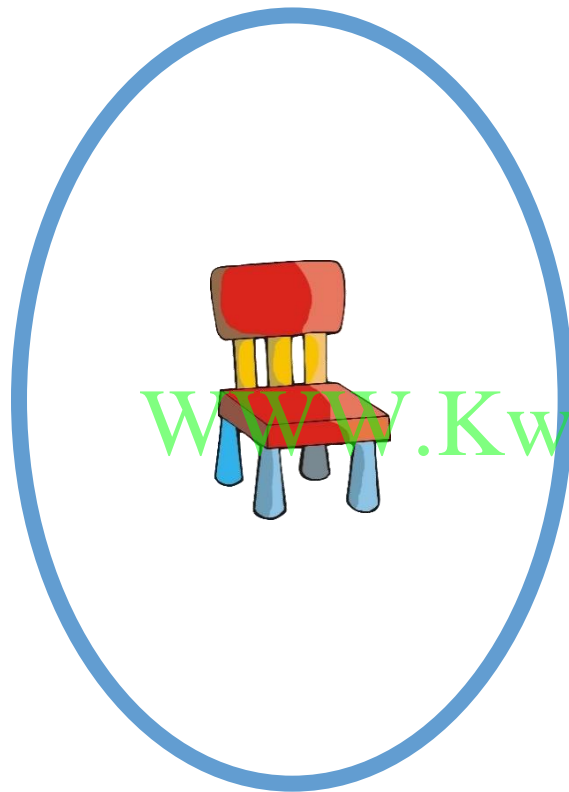


www.KweduFiles.Com

# ضع علامة ✓ أسفل المجموعة الأقل.



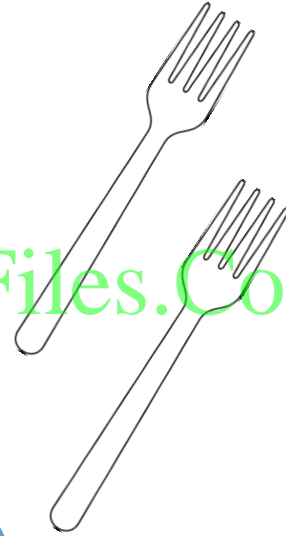



# ضع علامة ✓ أسفل المجموعة الأقل.



www.KweduFiles.Com

# ضع علامة ✓ أسفل المجموعتين المتكافئتين




WWW.KweduFiles.Com



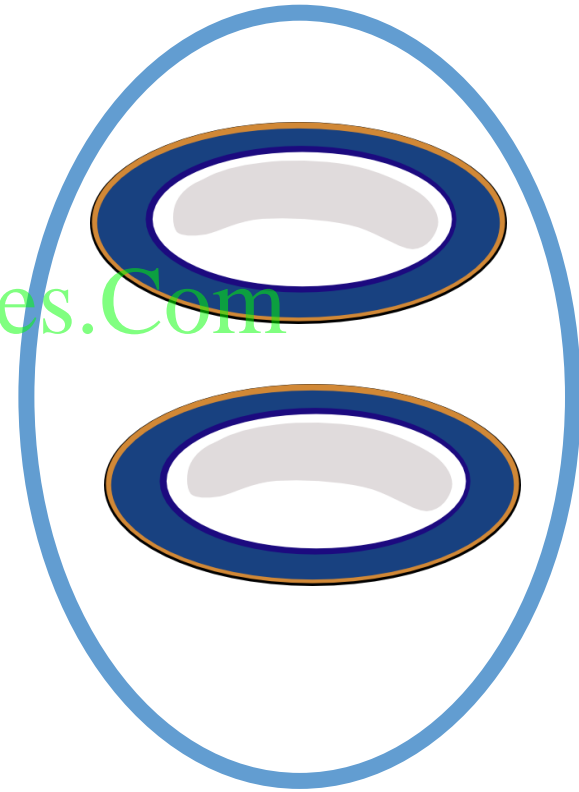
أقل من مجموعة



ارسم مجموعة



[WWW.KweduFiles.Com](http://WWW.KweduFiles.Com)









تکافئ مجموعة



ارسم مجموعة



[WWW.KweduFiles.Com](http://WWW.KweduFiles.Com)

# ارسم مجموعة أكثر من مجموعة أخرى


[WWW.KweduFiles.Com](http://WWW.KweduFiles.Com)




[WWW.KweduFiles.Com](http://WWW.KweduFiles.Com)

بند (۲-۲)









[WWW.KweduFiles.Com](http://WWW.KweduFiles.Com)



# لون عنصر واحد في كل مجموعة




www.KweduFiles.Com

# حوظ المجموعة التي تحوي عنصراً واحداً



[www.KweduFiles.Com](http://www.KweduFiles.Com)

# صل كل شكلين متطابقين



WWW.KweduFiles.Com

# اتبع النمط . حوٲ النمط التالي



WWW.KweduFiles.Com






# ارسم عنصراً واحداً . اكتب رمز العدد










www.المنهجية.com

بند (٢-٣)





# لون عنصرين اثنين في كل مجموعة



WWW.KweduFiles.Com

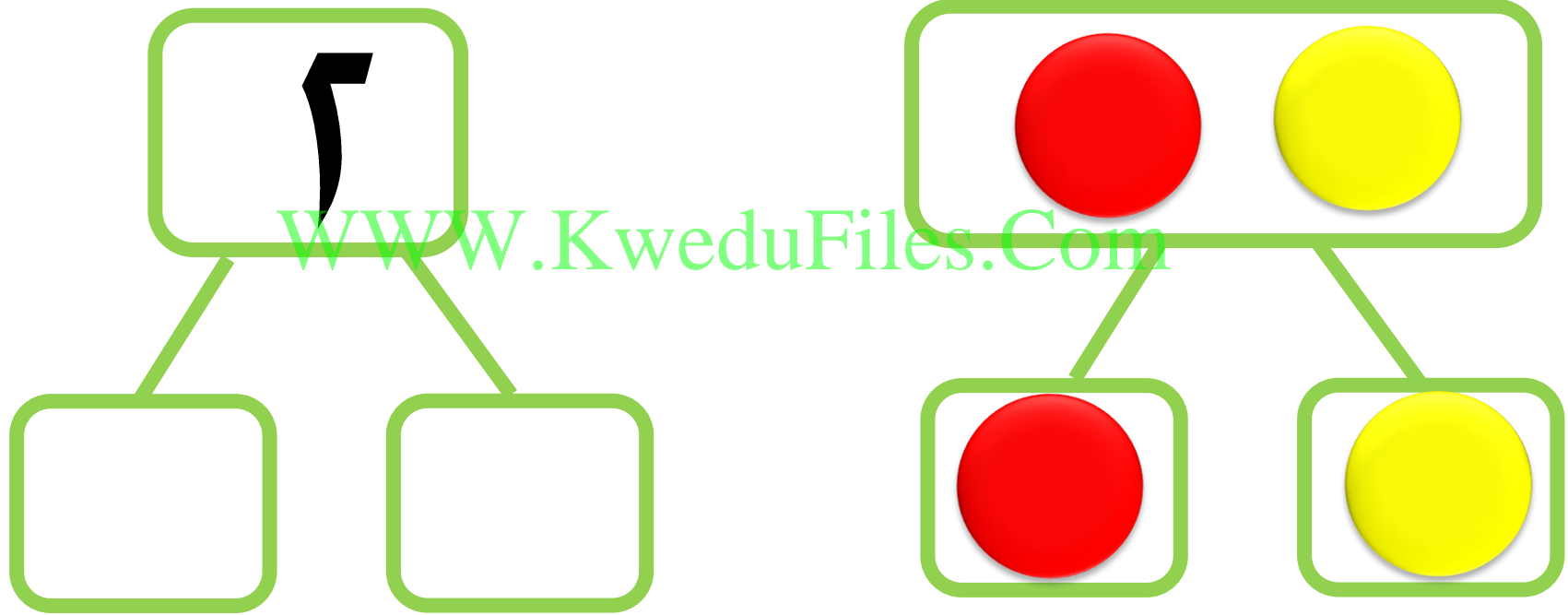
# حوط الغصن الذي يقف عليه طائرين




[WWW.KweduFiles.Com](http://WWW.KweduFiles.Com)



# أكمل



# اتبع النمط ، حوٲ النمط التالي



# ارسم عنصرين . اكتب رمز العدد







www.KweduFiles.Com

بند (۲-۴)










[WWW.KweduFiles.Com](http://WWW.KweduFiles.Com)





نون ٣



WWW.KweduFiles.Com

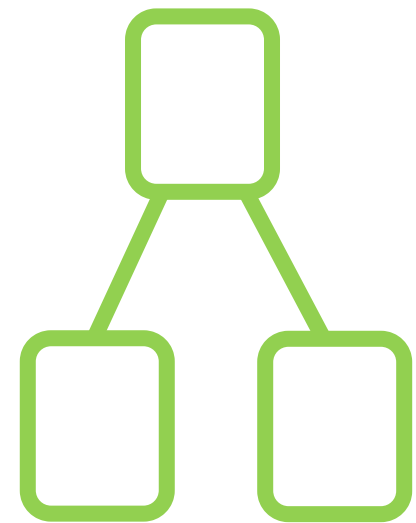


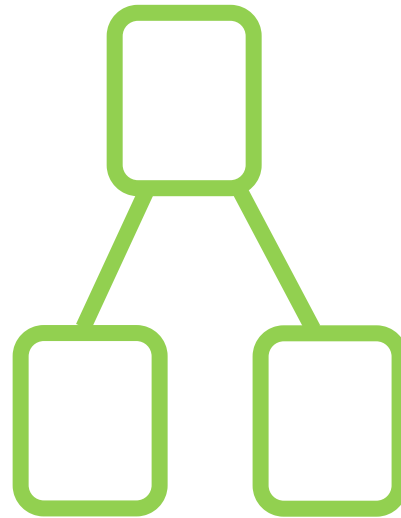

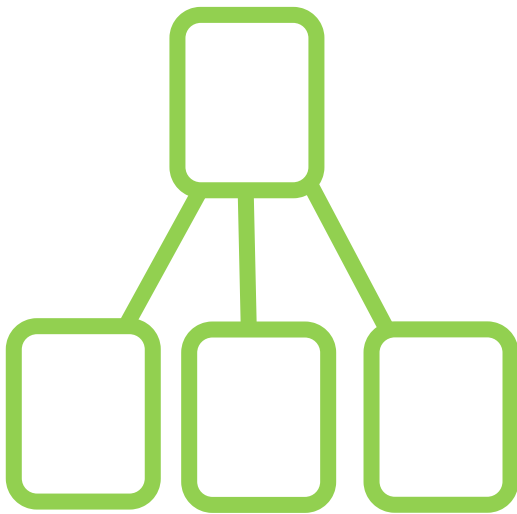




# حوط السلة التي تحوي ٣ بيضات





[WWW.KweduFiles.Com](http://WWW.KweduFiles.Com)

# أكمل



www.KweduFiles.Com

# اتبع النمط ، حوّل النمط التالي



# ارسم ثلاثة عناصر . اكتب رمز العدد



www.KweduFiles.com

بند (۲-۵)







# أَكْمَل


WWW.KweduFiles.Com




اكتب عدد عناصر كل مجموعة ثم حوط المجموعة الأكثر




WWW.KweduFiles.Com




# صل كل عدد بمكانه المناسب



[WWW.KweduFiles.Com](http://WWW.KweduFiles.Com)

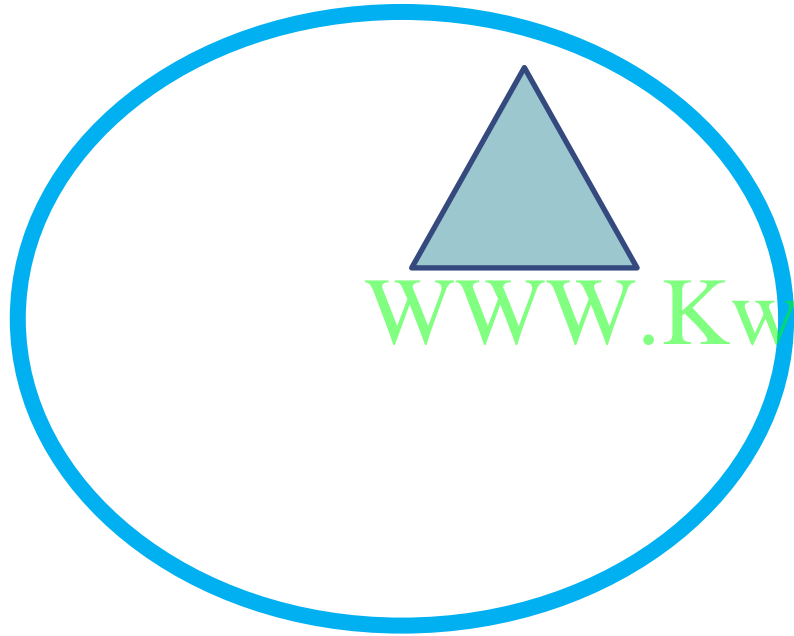


# حدد موقع كل عدد على خط الأعداد





Three empty rounded rectangular boxes are provided for writing the numbers corresponding to the blocks on the number line.

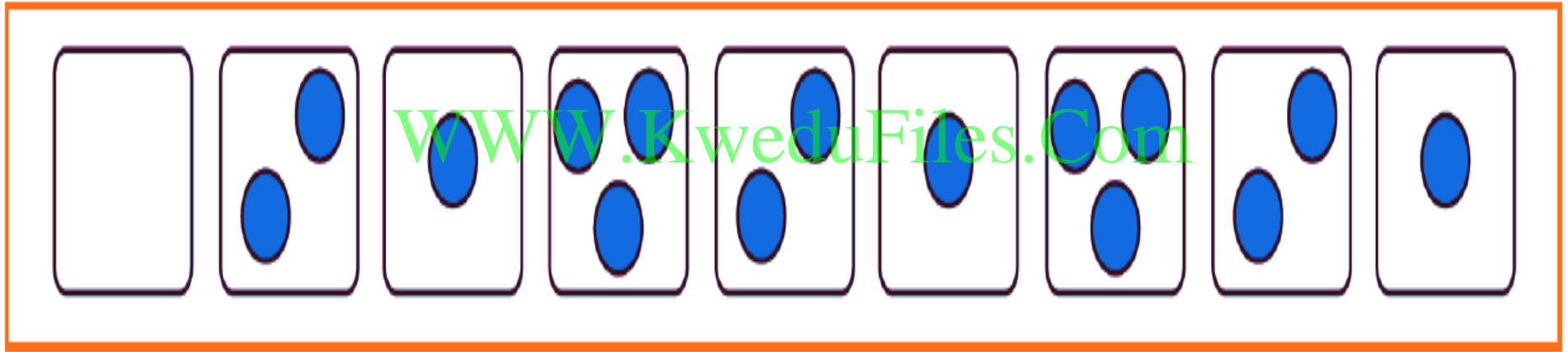
# استكمل رسم العناصر بحسب العدد الموضح رمزه



WWW.KweduFiles.Com



# اتبع النمط . أكمل النمط



# حوظ الكلمة المناسبة التي تعبر عن كفتي الميزان



أكثر من

أقل من



تكافئ

www.KwzdyFiles.Com

بند (۱-۲)











[www.KweduFiles.Com](http://www.KweduFiles.Com)

# نون ء اءواب



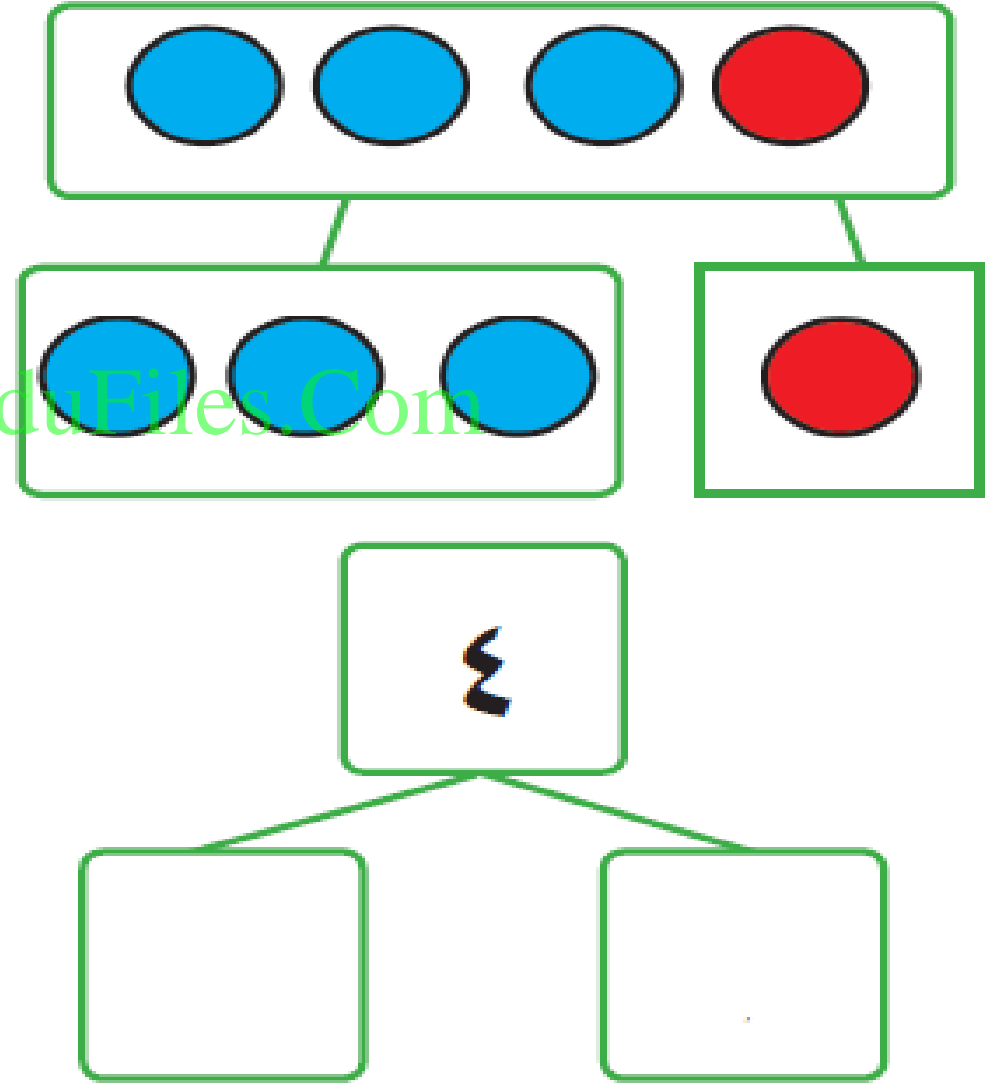
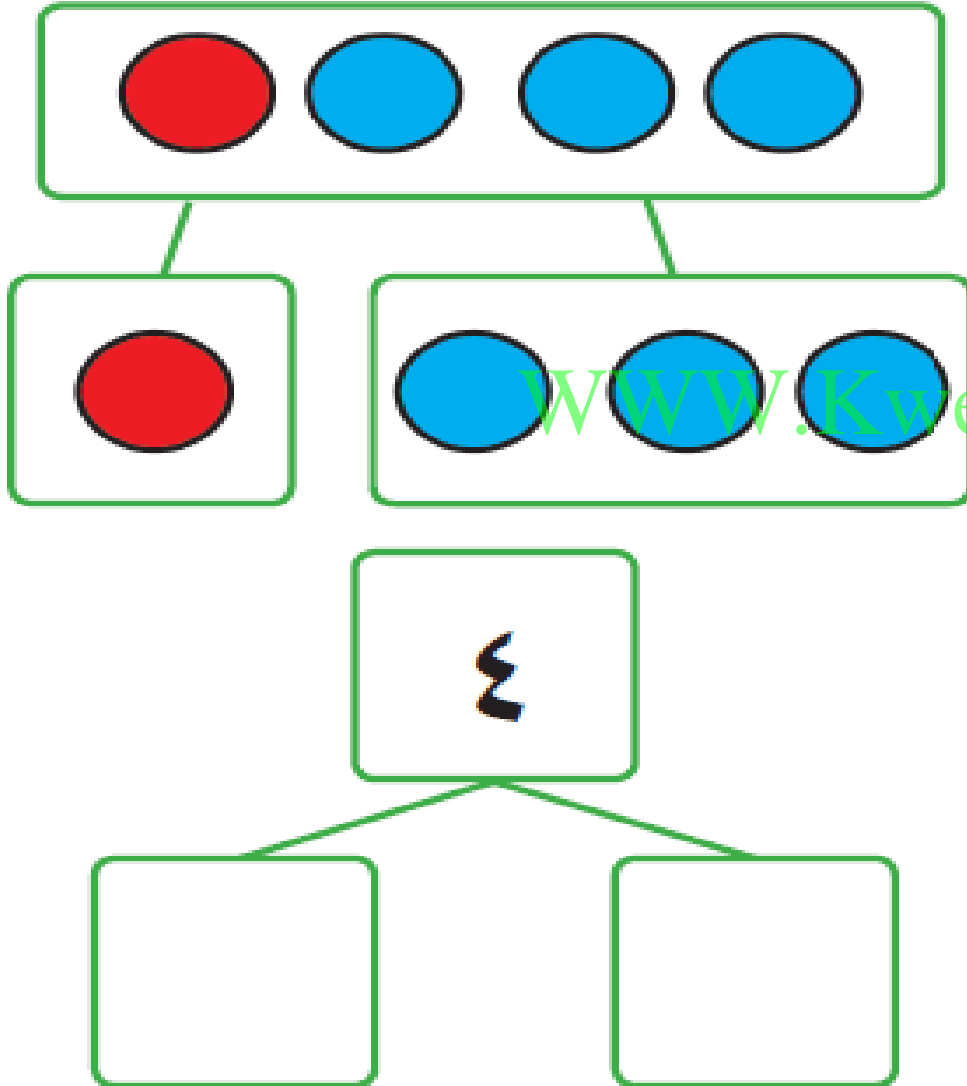
[WWW.KweduFiles.Com](http://WWW.KweduFiles.Com)





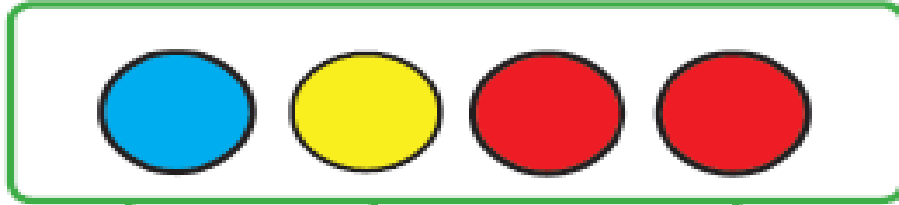
# حوط الغصن الذي يقف عليه ٤ طيور



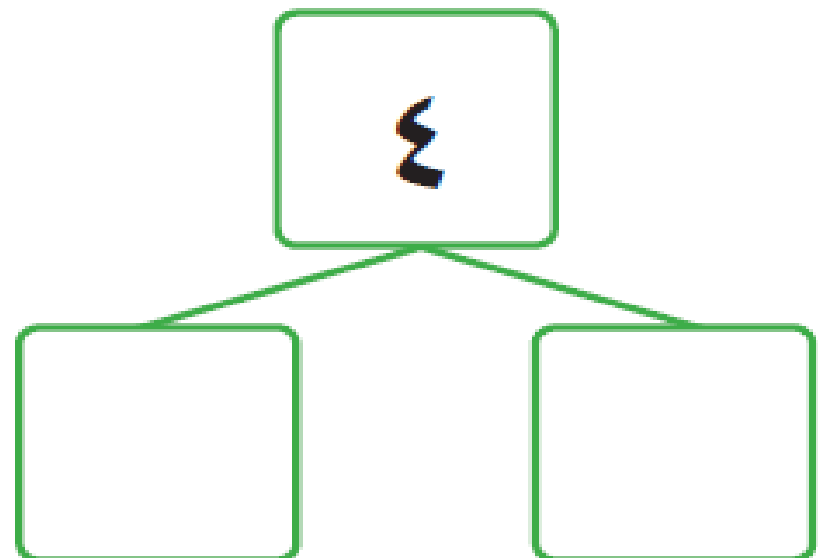
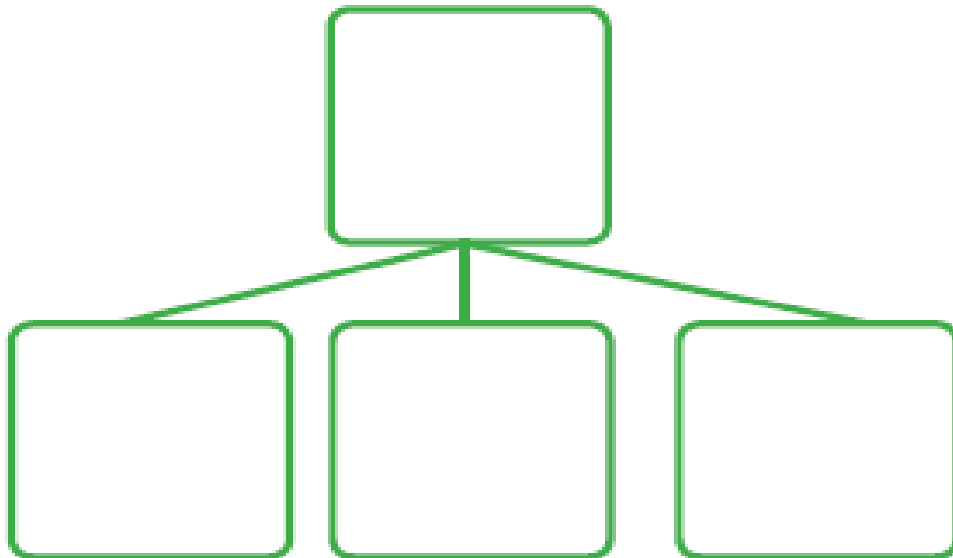
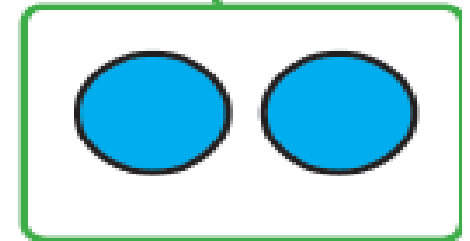
# أكمل




# أكمل



WWW.KweduFiles.Com



# اتبع النمط . حوٲ النمط التآلي



# ارسم أربعة عناصر . اكتب رمز العدد



الرياضيات





[WWW.KweduFiles.Com](http://WWW.KweduFiles.Com)

بند (۲-۷)

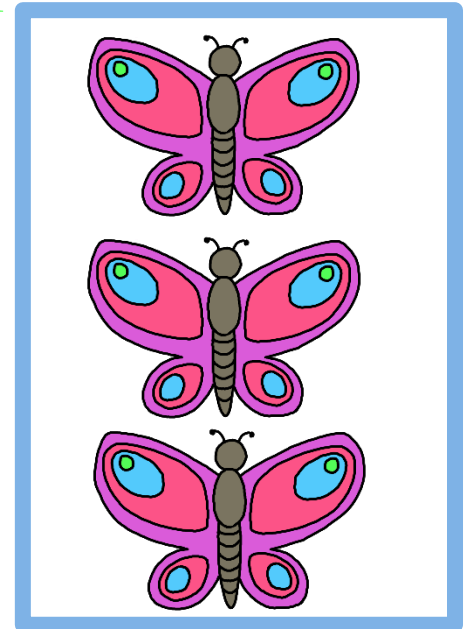






# صل



[WWW.KweduFiles.Com](http://WWW.KweduFiles.Com)






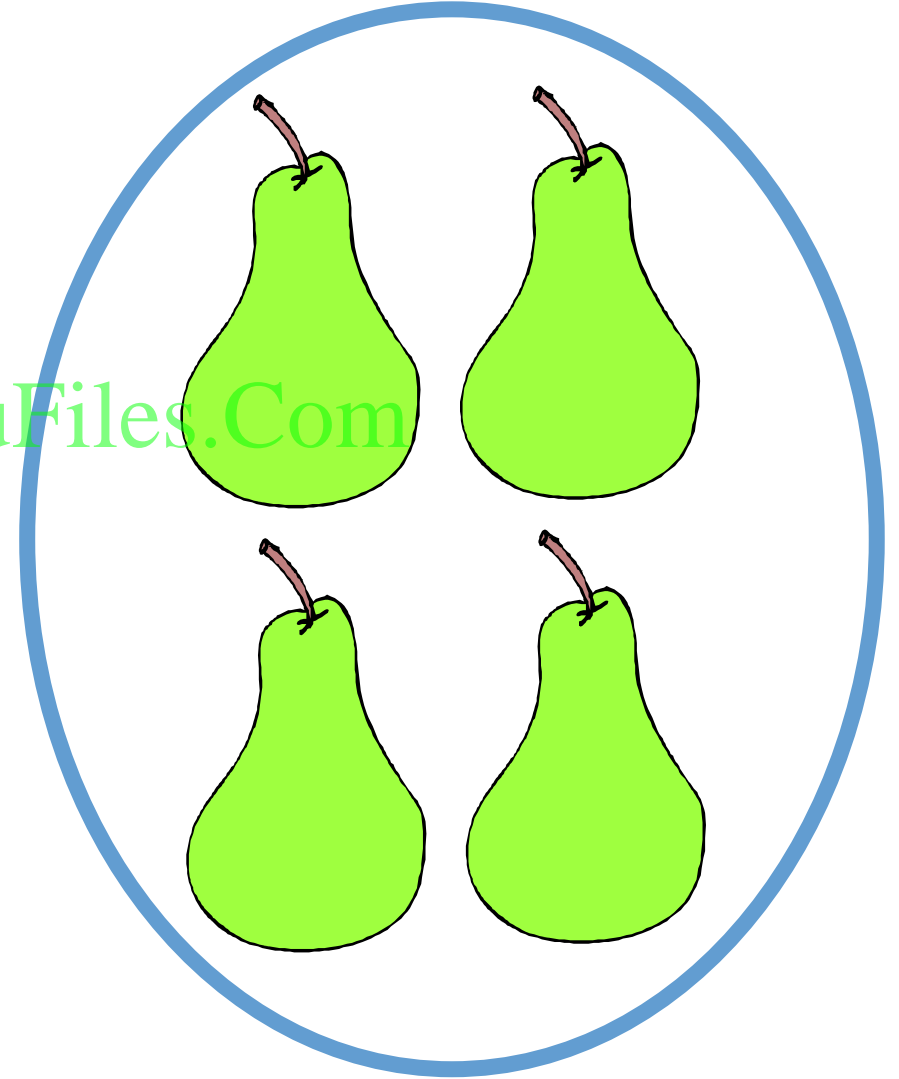
أقل من مجموعة




ارسم مجموعة




WWW.KweduFiles.Com




# حدد موقع الأعداد الناقصة على خط الأعداد



# استكمل رسم العناصر بحسب العدد الموضح رمزه






٣



٤

# لون المربعات التي تدل على عناصر كل مجموعة



							
١	٢	٣	٤	٢	٣	١	٤

				
				
				
	١	٢	٣	٤

www.KitaboSunnat.Com


بند (۲-۸)







[WWW.KweduFiles.Com](http://WWW.KweduFiles.Com)

# لون ۛ عصفير



[www.KweduFiles.Com](http://www.KweduFiles.Com)



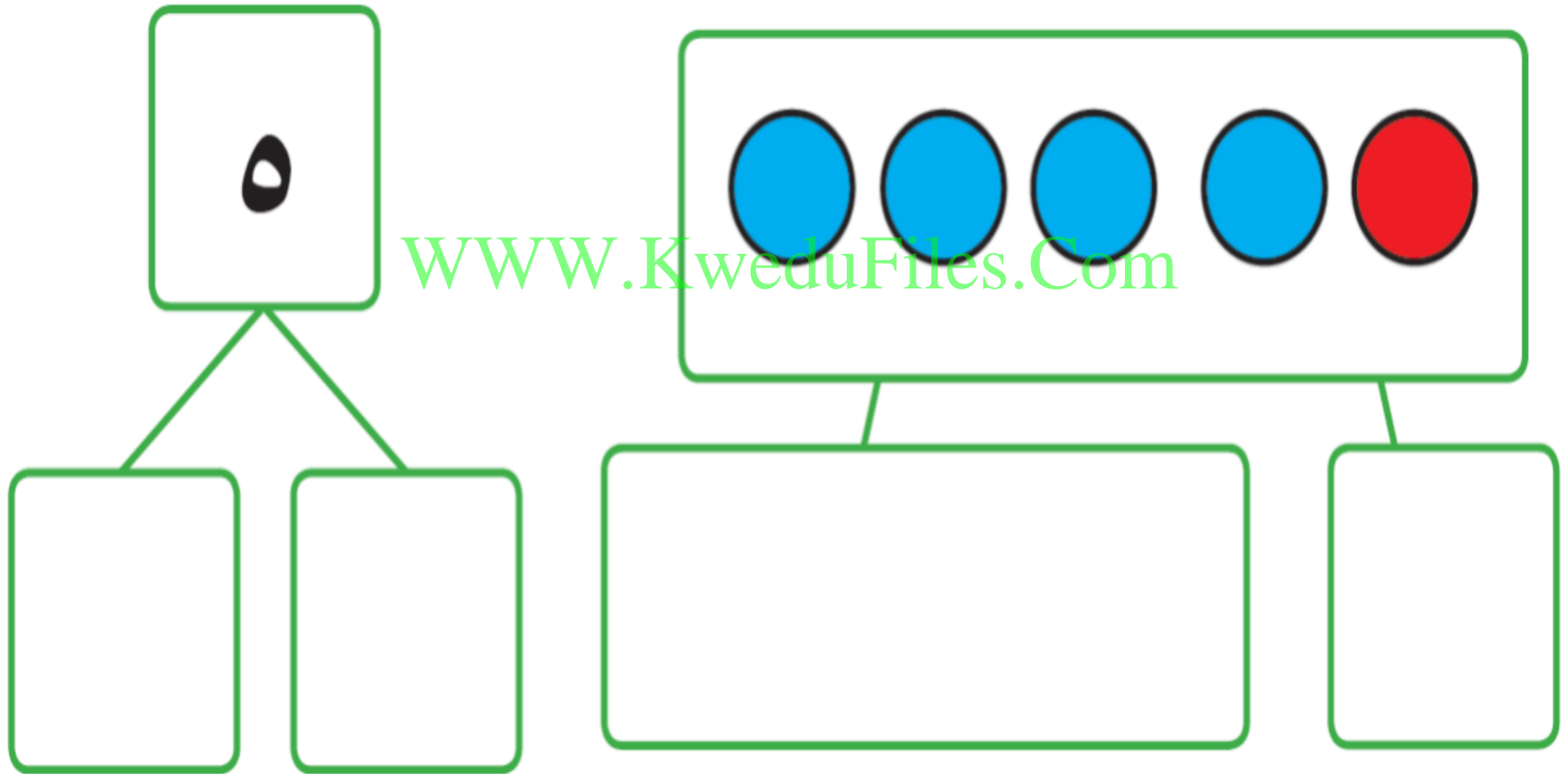


# حوط الطبق الذي يحوي ه تفاحات

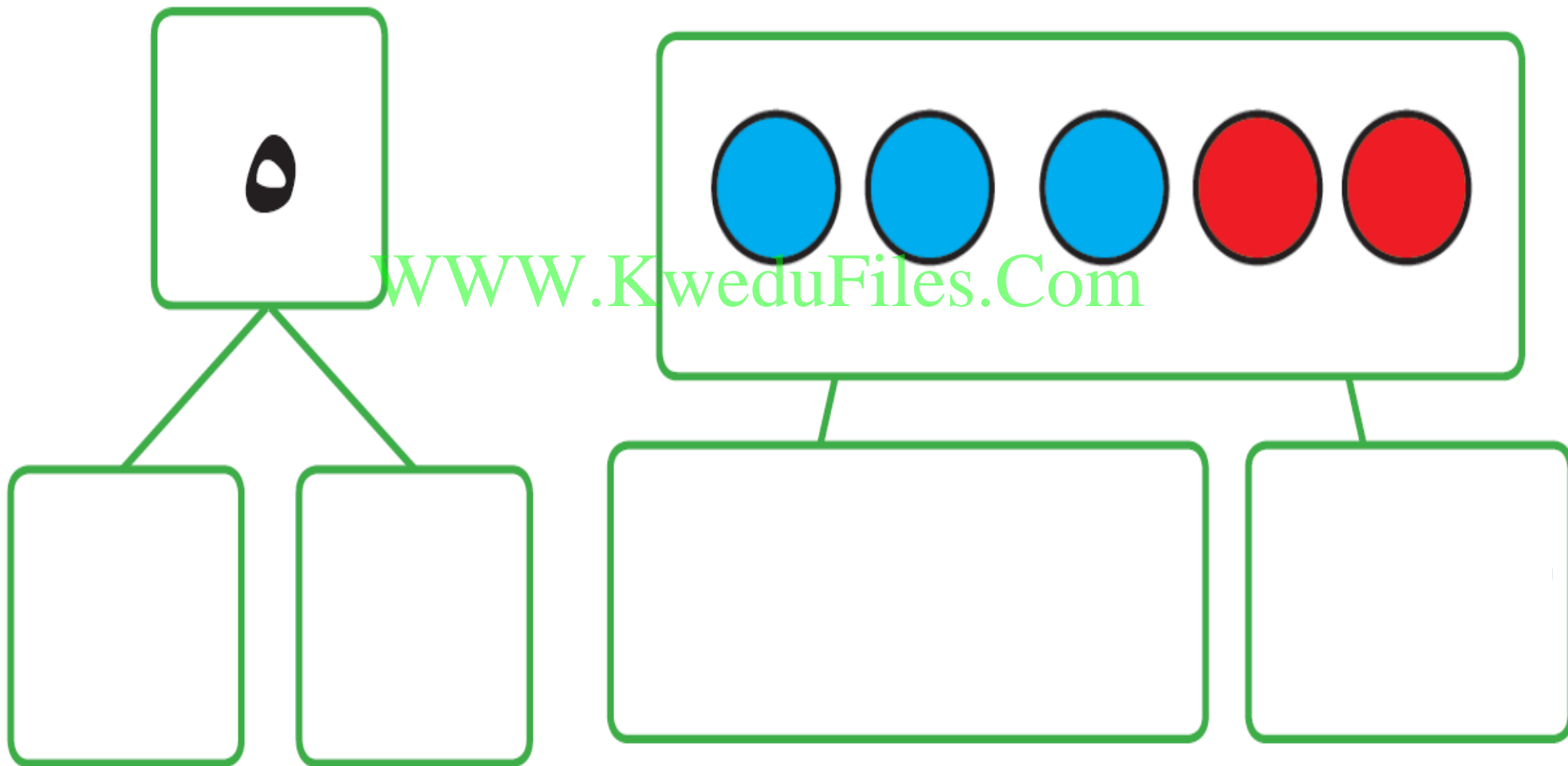


[www.KweduFiles.Com](http://www.KweduFiles.Com)


# أكمل



# أكمل



# اتبع النمط . حوٲ النمط التالي



# ارسم خمسة عناصر . اكتب رمز العدد



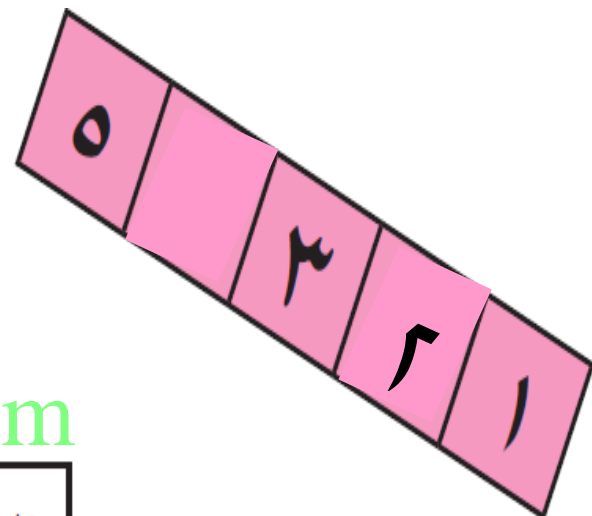
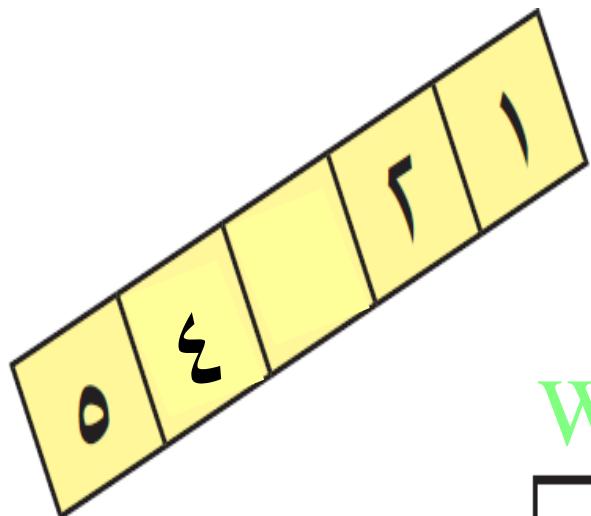
اَللّٰهُمَّ صَلِّ وَسَلِّمْ وَبَارِكْ وَسَلِّمْ

[www.KweduFiles.Com](http://www.KweduFiles.Com)

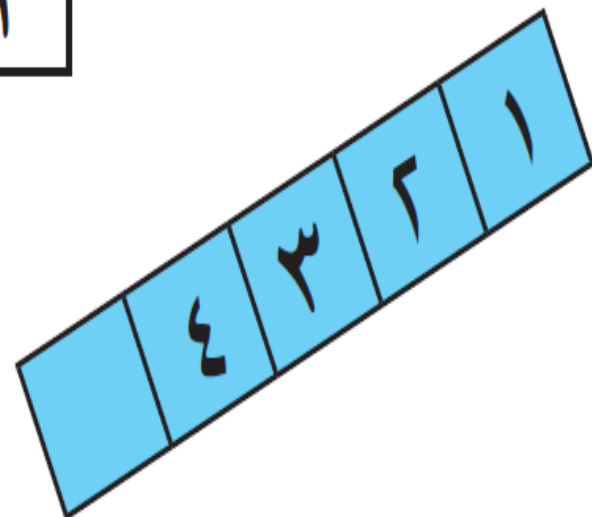
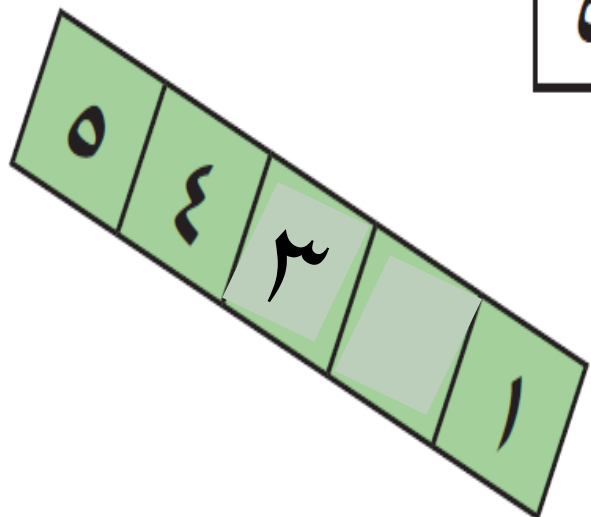
بند (۲-۹)



# صل




[WWW.KweduFiles.Com](http://WWW.KweduFiles.Com)





# ارسم مجموعة تكافئ مجموعة




[WWW.KweduFiles.Com](http://WWW.KweduFiles.Com)

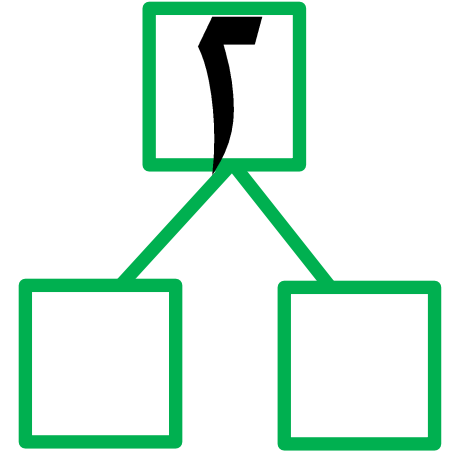
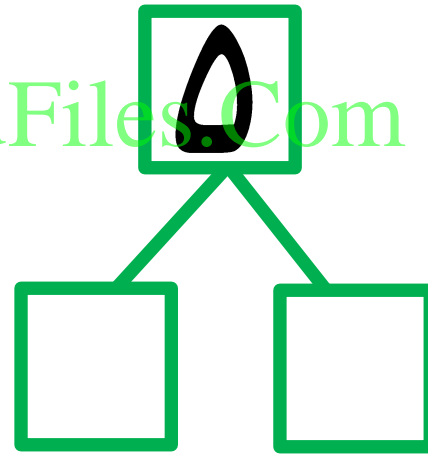
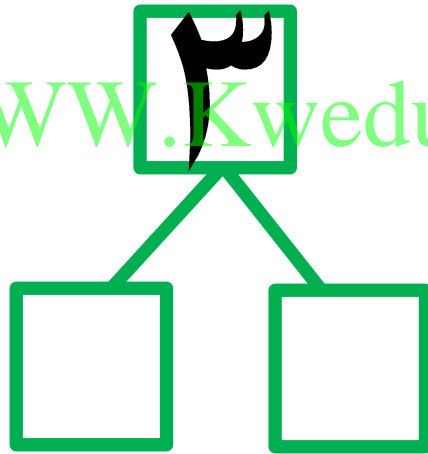
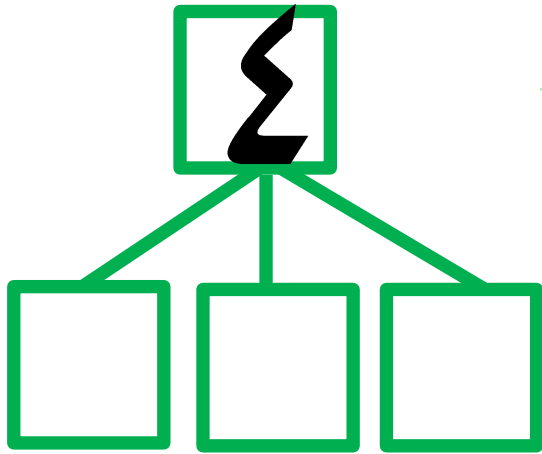




# أكمل






# أكمل



www.KweduFiles.Com

# لون المربعات التي تدل على عناصر كل مجموعة



					
					
					
	١	٢	٣	٤	٥

# مراجعة الوحدة الثانية


بند (٢-١٠)




# اكتب رمز العدد




[WWW.KweduFiles.Com](http://WWW.KweduFiles.Com)



# اكتب رمز العدد



# حوظ رمز العدد المناسب للمجموعة



٥

٤

٣

# حوظ رمز العدد المناسب للمجموعة



[WWW.KweduFiles.Com](http://WWW.KweduFiles.Com)



٥

٤



٣



# صل كل مجموعة برمز العدد المناسب




WWW.KweduFiles.Com





# أكمل







ا



ب




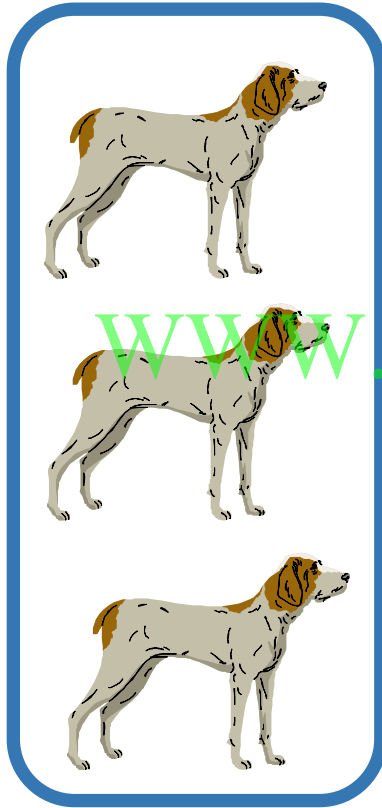


# ضع علامة ✓ أسفل المجموعة الأقل



www.KweduFiles.Com

# ضع علامة ✓ أسفل المجموعة الأكثر



www.KweduFiles.Com

# أكمل

ع

ف

WWW.KweduFiles.Com

# أكمل

هـ

ك

WWW.KweduFiles.Com